

Premium Line

LED Escape Sign Emergency Luminaire

C.LEDLUX2 / MULTILED2

Transparent acrylic glass and unobtrusive design enhances aesthetic and functional aspects of LEDLUX type series. Thanks to the special layered glass design it achieves perfect uniformity of backlighting. Combined with the qualities of an innovative LED luminaire - extra-long service life at constant light output - this escape sign luminaire boasts a special talent for low operating costs. The luminaire proves its application flexibility with its range of installation options.

Číre závesné plexi a moderný nenápadný design vychádzajúci z kvalitných materiálov prehlbuje estetické a funkčné vlastnosti svetidiel typovej rady LEDLUX. Vďaka špeciálnemu vrstvenému plexi je dosiahnutá perfektná rovnomernosť osvetlenia piktogramu. V kombinácii s kvalitami inovatívneho LED svetidla - extra dlhá životnosť pri konštantnom svetelnom výkone - sa môže toto núdzové svetidlo pochváliť špeciálnym talentom pre nízke prevádzkové a servisné náklady. PRIMALUX dokazuje svoju aplikačnú flexibilitu vďaka širokej typovej rade s rôznymi inštalačnými možnosťami.

Light source	LED 5000K >500cd/m ² (white luminance) >200cd/m ² (average luminance)
Installed load	5.3W/5.6VA (maintained M) 2.0W/3.8VA (non-maintained NM) 3.0W/5.1VA (CBS)
Suspended plexi	Layered design with high uniformity
Viewing distance	30m





Available in black RAL9005 colour
Order code on demand
Dostupné aj čiernej RAL9005

Thanks to the advanced design of the suspended plexi diffuser the pictogram is perfectly uniformly illuminated on the whole surface

Vďaka špeciálnej vrstvenej štruktúre závesného plexi je jeho celá plocha perfektne rovnomerne nasvietená po celom povrchu



AUTOTEST/CENTRALTEST
(only all MULTILED-AT/ATXL/ATZB versions):
Monitor status by 3x LEDs and TEST button

AUTOTEST/CENTRALTEST
(len pre všetky MULTILED-AT/ATXL/ATZB):
3x LED pre signalizáciu stavu svetidla a TEST tlačítko

The whole assortment of accessories including all wire rope suspension, ceiling brackets and wall mounting brackets

Široká ponuka príslušenstva zahŕňujúceho závesné sady, konzoly pre montáž na stenu, resp. závesná konzola na strop



C.LEDLUX2-P / MULTILED2-P

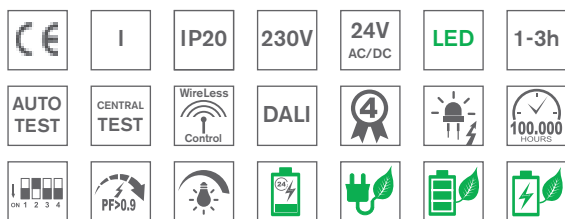
Available in black RAL9005 colour
Order code on demand
Dostupné aj čiernej farbe RAL9005
obj.kód ba požiadanie



→ 30m




→ 30m



Input Power:

- 5,3W/ 5,6VA (maintained M)
- 2,0W/ 3,8VA (non-maintained NM)
- 3,0W/ 5,1VA (CBS)



- **NEW Generation** of modern design **surface mounted LED** non-maintained (NM), maintained (M) or centralised (C) emergency lighting with smooth legend illumination for all **areas such as offices, shops, hotels, banks, entrance halls, schools, hospitals, etc.**

It is available in all following versions:

- **AUTOTEST** (-AT),
- **DALI**,
- **CENTRALTEST** (-ATXL) for **ELMAX LOOK** system (look up also page No.166)
- **Wireless CENTRALTEST** (-ATZB) for **ELMAX Wireless** system (page No.168)
- **CENTRAL BATTERY** (C.LEDLUX) for **non-addressable CBS** (look up also page No.174)
- **CENTRAL BATTERY** (-ATXP) for system **ELMAX-PATROLUX & Addressable CBS** (look up also page No.170)
- Legend luminance: >500cd/m² (white)
- Conforming to the requirement of EN60598-2-22, EN1838, EN62034
- Design: metal sheet body with PE powder coat finish RAL9006 (grey) or RAL9003 (white)
- **NOVÁ generácia** stropného moderného LED svietidla pre **netrvalé (NM), trvalé (M)** alebo **centrálne (C)** núdzové osvetlenie s perfektnou rovnomernosťou osvetlenia piktogramu **navrhnuté pre všeobecné použitie priestorov ako napr. kancelárie, obchody, školy, nemocnice, vstupné haly, banky a pod.,** aj s funkciami:
 - **AUTOTEST** (-AT),
 - **DALI**,
 - **CENTRALTEST** (-ATXL) pre systém ELMAX LOOK (pozri str.166)
 - **bezdrôtový CENTRALTEST** (-ATZB) pre ELMAX Wireless systém (pozri str.168)
 - **CENTRAL BATTERY** (C.LEDLUX) pre **neadresovateľné CBS** (pozri str.174)
 - **CENTRAL BATTERY** (-ATXP) pre systém **ELMAX-PATROLUX s adresovateľnou CBS** (pozri str. 170)
- spĺňa požiadavky európskej normy EN 60598-2-22, EN1838, EN62034
- Jas piktogramu: >500cd/m² (white)
- konštrukcia: teleso z oceľového plechu vo farbe RAL9006 (šedá) alebo RAL9003 (biela)

STANDARD FEATURES

ŠTANDARDNÁ VÝBAVA

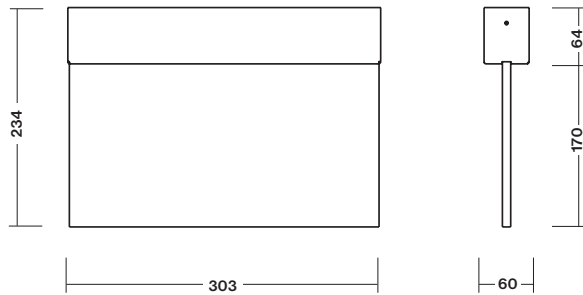
- **High efficient MidPower (150lm/W, 5000K) LONGLIFE LEDs (>100.000h)**
- **NEW Advanced Electronics**
- **LONGLIFE NiMh or LiFePo4 battery**
- **Installation Mode** (battery protection, for more details look up page No.181+240)
- **Intelligent battery charging** (intermittent charging, look up page No.181+240)
- **DIP Switch** allowing to preset following functions:
 - **ECO Mode** (dimming 10%-100%, for more details look up page No.181+240)
- Addressable CENTRALTEST communication module (for ATXL, ATXP only)
- LEDs indicating presence of power supply and signaling failures + TEST button
- **vysoko účinné MidPower LED (150lm/W, 5000K) so životnosťou min.100000h**
- **progresívna elektronická jednotka**
- **LONGLIFE NiMh alebo LiFePo4 batéria**
- **Inštalčný mód** (ochrana batérie, pozri aj str.181+240)
- **Inteligentné nabíjanie batérie** ("intermittent" nabíjanie, pozri aj str.181+240)
- **DIP prepínač** umožňujúci prednastavenie funkcií:
 - **ECO Mód** (stmievanie 10%-100%, pozri aj str.181+240)
- adresovateľný CENTRALTEST komunikačný modul (len pre ATXL, ATXP verzie)
- signalizácia LED a TEST tlačítko

OPTIONAL ACCESSORIES

PRÍPLATKY

- **Special suspended plexi with layered design for perfect uniform illumination of legend (must be ordered as a separate item (look up also page No.236))**
- Wall or ceiling mounting brackets (look up also page No.236)
- Wire rope suspension set (look up also page No.236)
- Alternative colour surface treatment in RAL (min order quantity 100pcs)
- **špeciálne vrstvené závesné plexi pre rovnomerné osvetlenie piktogramu na jeho celej ploche (plexi musí byť objednané samostatne podľa želaného piktogramu- pozri aj str.236)**
- nástenná, stropná alebo stropná závesná konzola (pozri aj str.236)
- lanková závesná sada (pozri aj str.236)
- povrchová úprava vo farbe podľa špecifikácie odberateľa (min 100ks)

C.LEDLUX2-P / MULTILED2-P



Page No.162

AUTOTEST -AT NM/M

Type	Version	Colour	Light Source	Duration	Battery	Order Code	Weight
MULTILED2-P-AT.1h RAL9006	Only Body, No Plexi incl.	Grey / šedá	9xMidPower LEDs	1h	NiMh 4,8V/1,1Ah	309-B-001-01-00-01	1,2 kg
MULTILED2-P-AT.1h RAL9003	Only Body, No Plexi incl.	White / biela	9xMidPower LEDs	1h	NiMh 4,8V/1,1Ah	309-B-001-01-00-02	1,2 kg
MULTILED2-P-AT.1h RAL9006	Only Body, No Plexi incl.	Grey / šedá	9xMidPower LEDs	1h	LiFePo4 6,4V/1,0Ah	309-B-001-04-00-01	1,2 kg
MULTILED2-P-AT.1h RAL9003	Only Body, No Plexi incl.	White / biela	9xMidPower LEDs	1h	LiFePo4 6,4V/1,0Ah	309-B-001-04-00-02	1,2 kg
MULTILED2-P-AT.3h RAL9006	Only Body, No Plexi incl.	Grey / šedá	9xMidPower LEDs	3h	NiMh 4,8V/2,1Ah	309-B-002-02-00-01	1,3 kg
MULTILED2-P-AT.3h RAL9003	Only Body, No Plexi incl.	White / biela	9xMidPower LEDs	3h	NiMh 4,8V/2,1Ah	309-B-002-02-00-02	1,3 kg

DALI

Type	Version	Colour	Light Source	Duration	Battery	Order Code	Weight
MULTILED2-P-DALI.3h RAL9006	Only Body, No Plexi incl.	Grey / šedá	9xMidPower LEDs	3h	3,6V/2,1Ah	309-B-011-03-00-01	1,2 kg
MULTILED2-P-DALI.3h RAL9003	Only Body, No Plexi incl.	White / biela	9xMidPower LEDs	3h	3,6V/2,1Ah	309-B-011-03-00-02	1,2 kg

Page No.166

CENTRALTEST -ATXL ELMAX-LOOK

Type	Version	Colour	Light Source	Duration	Battery	Order Code	Weight
MULTILED2-P-ATXL.1h RAL9006	Only Body, No Plexi incl.	Grey / šedá	9xMidPower LEDs	1h	NiMh 4,8V/1,1Ah	309-B-003-01-00-01	1,3 kg
MULTILED2-P-ATXL.1h RAL9003	Only Body, No Plexi incl.	White / biela	9xMidPower LEDs	1h	NiMh 4,8V/1,1Ah	309-B-003-01-00-02	1,3 kg
MULTILED2-P-ATXL.1h RAL9006	Only Body, No Plexi incl.	Grey / šedá	9xMidPower LEDs	1h	LiFePo4 6,4V/1,0Ah	309-B-003-04-00-01	1,3 kg
MULTILED2-P-ATXL.1h RAL9003	Only Body, No Plexi incl.	White / biela	9xMidPower LEDs	1h	LiFePo4 6,4V/1,0Ah	309-B-003-04-00-02	1,3 kg
MULTILED2-P-ATXL.3h RAL9006	Only Body, No Plexi incl.	Grey / šedá	9xMidPower LEDs	3h	NiMh 4,8V/2,1Ah	309-B-004-02-00-01	1,4 kg
MULTILED2-P-ATXL.3h RAL9003	Only Body, No Plexi incl.	White / biela	9xMidPower LEDs	3h	NiMh 4,8V/2,1Ah	309-B-004-02-00-02	1,4 kg

Page No.168

Wireless CENTRALTEST ELMAX-ATZB

Type	Version	Colour	Light Source	Duration	Battery	Order Code	Weight
MULTILED2-P-ATZB.1h RAL9006	Only Body, No Plexi incl.	Grey / šedá	9xMidPower LEDs	1h	NiMh 4,8V/1,1Ah	309-B-005-01-00-01	1,3 kg
MULTILED2-P-ATZB.1h RAL9003	Only Body, No Plexi incl.	White / biela	9xMidPower LEDs	1h	NiMh 4,8V/1,1Ah	309-B-005-01-00-02	1,3 kg
MULTILED2-P-ATZB.3h RAL9006	Only Body, No Plexi incl.	Grey / šedá	9xMidPower LEDs	3h	NiMh 4,8V/2,1Ah	309-B-006-02-00-01	1,3 kg
MULTILED2-P-ATZB.3h RAL9003	Only Body, No Plexi incl.	White / biela	9xMidPower LEDs	3h	NiMh 4,8V/2,1Ah	309-B-006-02-00-02	1,3 kg

Page No.174

CENTRAL BATTERY (CBS)

Type	Version	Colour	CBS Version for	Light Source	Order Code	Weight
C.LEDLUX2-P 230V AC/DC	Only Body, No Plexi incl.	Grey / šedá	CBS NON-ADDRESSABLE	9xMidPower LEDs	309-B-007-00-00-01	1,0 kg
C.LEDLUX2-P 230V AC/DC	Only Body, No Plexi incl.	White / biela	CBS NON-ADDRESSABLE	9xMidPower LEDs	309-B-007-00-00-02	1,0 kg
C.LEDLUX2-P 24V AC/DC	Only Body, No Plexi incl.	Grey / šedá	CBS NON-ADDRESSABLE	9xMidPower LEDs	309-B-008-00-00-01	1,0 kg
C.LEDLUX2-P 24V AC/DC	Only Body, No Plexi incl.	White / biela	CBS NON-ADDRESSABLE	9xMidPower LEDs	309-B-008-00-00-02	1,0 kg

Page No.170

Addressable CENTRAL BATTERY (CBS) -ATXP ELMAX-PATROLUX

Type	Version	Colour	CBS Version for	Light Source	Order Code	Weight
C.LEDLUX2-P-ATXPR 230V AC/DC	Only Body, No Plexi incl.	Grey / šedá	CBS ADDRESSABLE	9xMidPower LEDs	309-B-009-00-00-01	1,1 kg
C.LEDLUX2-P-ATXPR 230V AC/DC	Only Body, No Plexi incl.	White / biela	CBS ADDRESSABLE	9xMidPower LEDs	309-B-009-00-00-02	1,1 kg

Suspended Plexi / závesné plexi s piktogramom



• It is not included in standard package. It must be ordered as separate item !

- Viewing Distance: 30m
- Complying ISO7010
- Legend luminance $>500\text{cd/m}^2$ (white)

• nie je súčasťou štandardného balenia svietidla, musí byť objednané ako samostatná položka !

- rozoznatelnosť piktogramu: 30m
- v súlade s ISO7010
- jas piktogramu $>500\text{cd/m}^2$ (biela)



Suspended plexi Accessory

Optional Item / Priplatok	Order Code / Objednávaci kód
Double sided plexi with legend H/I	309-B-000-00-00-14
Double sided plexi with legend I	309-B-000-00-00-15
Single sided plexi with legend H	309-B-000-00-00-16
Single sided plexi with legend I	309-B-000-00-00-17
Single sided plexi with legend J	309-B-000-00-00-18
Double sided plexi with legend K/M	309-B-000-00-00-19
Double sided plexi with legend L/N	309-B-000-00-00-20
Single sided plexi with legend K	309-B-000-00-00-21
Single sided plexi with legend L	309-B-000-00-00-22
Single sided plexi with legend M	309-B-000-00-00-23
Single sided plexi with legend N	309-B-000-00-00-24
Single sided plexi with legend O	309-B-000-00-00-25
Double sided plexi with legend O	309-B-000-00-00-26
Double sided plexi with legend Z1	309-B-000-00-00-27
Double sided plexi with legend Z2	309-B-000-00-00-28

Závesné plexi s piktogramom

Priplatok	Objednávaci kód
Obojstranné plexi s piktogramom H/I	309-B-000-00-00-14
Obojstranné plexi s piktogramom I	309-B-000-00-00-15
Jednostranné plexi s piktogramom H	309-B-000-00-00-16
Jednostranné plexi s piktogramom I	309-B-000-00-00-17
Jednostranné plexi s piktogramom J	309-B-000-00-00-18
Obojstranné plexi s piktogramom K/M	309-B-000-00-00-19
Obojstranné plexi s piktogramom L/N	309-B-000-00-00-20
Jednostranné plexi s piktogramom K	309-B-000-00-00-21
Jednostranné plexi s piktogramom L	309-B-000-00-00-22
Jednostranné plexi s piktogramom M	309-B-000-00-00-23
Jednostranné plexi s piktogramom N	309-B-000-00-00-24
Jednostranné plexi s piktogramom O	309-B-000-00-00-25
Obojstranné plexi s piktogramom O	309-B-000-00-00-26
Obojstranné plexi s piktogramom Z1	309-B-000-00-00-27
Obojstranné plexi s piktogramom Z2	309-B-000-00-00-28





Premium Line
Optional Accessories / Príplatky
C.LEDLUX2-P / MULTILED2-P

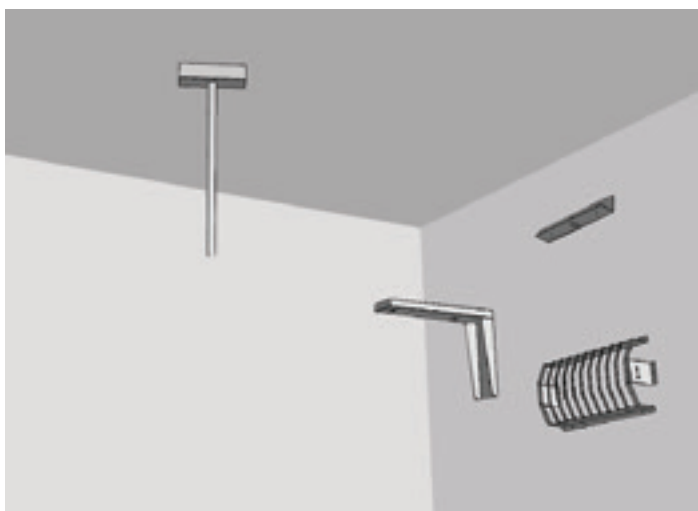
Optional Accessories:

- Wall mounting bracket
- Wire rope suspension set

Príplatky:

- nástenná konzola
- lanková závesná sada

Optional Item / Príplatky	Order Code
Parallel wall mounting bracket in white RAL9003 colour / nástenná konzola rovnobežne so stenou v bielej RAL9003	309-B-000-01-00-02
Parallel wall mounting bracket in grey RAL9006 colour / nástenná konzola rovnobežne so stenou v šedej RAL9006	309-B-000-01-00-01
Upright wall mounting bracket in white RAL9003 colour / konzola kolmo na stenu v bielej RAL9003	309-B-000-03-00-02
Upright wall mounting bracket in grey RAL9006 colour / konzola kolmo na stenu v šedej RAL9006	309-B-000-03-00-01
Wire rope suspension set 1,0m long in white RAL9003 colour / lanková závesná sada 1,0m dlhá v bielej RAL9003 farbe	85-B-05-13-01
Wire rope suspension set 1,0m long in grey RAL9006 colour / lanková závesná sada 1,0m dlhá v šedej RAL9006 farbe	85-B-05-13-00
Wire rope suspension set 1,5m long in white RAL9003 colour / lanková závesná sada 1,5m dlhá v bielej RAL9003 farbe	85-B-05-25-F1
Wire rope suspension set 1,5m long in grey RAL9006 colour / lanková závesná sada 1,5m dlhá v šedej RAL9006 farbe	85-B-05-25-00
Wire rope suspension set 2,0m long in white RAL9003 colour / lanková závesná sada 2,0m dlhá v bielej RAL9003 farbe	85-B-05-60-00
Wire rope suspension set 2,0m long in grey RAL9006 colour / lanková závesná sada 2,0m dlhá v šedej RAL9006 farbe	85-B-05-18-00
Wire rope suspension set 3,5m long in white RAL9003 colour / lanková závesná sada 3,5m dlhá v bielej RAL9003 farbe	85-B-05-26-F1
Wire rope suspension set 3,5m long in grey RAL9006 colour / lanková závesná sada 3,5m dlhá v šedej RAL9003 farbe	85-B-05-26-00
Pendant ceiling mounting bracket 1,0m in white RAL9003 colour / trubková závesná sada 1,0m dlhá v bielej RAL9003 farbe	85-B-05-27-F1
Pendant ceiling mounting bracket 1,0m in grey RAL9006 colour / trubková závesná sada 1,0m dlhá v šedej RAL9006 farbe	85-B-05-27-F17





Light source	LED 5000K >500cd/m ² (white luminance) >200cd/m ² (average luminance)
Installed load	5.3W/5.6VA (maintained M) 2.0W/3.8VA (non-maintained NM) 3.0W/5.1VA (CBS)
Suspended plexi	Layered design with high uniformity
Viewing distance	30m

UNITED COLORS
OF BENETTON.

Premium Line
Surface Mounted Emergency Luminaire

C.LEDLUX 2-P
MULTILED 2-P



DIP SWITCH / JUMPERS FUNCTIONALITY



DIP SWITCH FEATURES No.1 DIP PREPÍNAČ č.1 - FUNKCIE SELF-CONTAINED BATTERY VERSIONS

DIP SWITCH FEATURES No.2-4 DIP PREPÍNAČ č.2-4 - FUNKCIE SELF-CONTAINED BATTERY VERSIONS

NORMAL MODE
230V MAINS

EMERGENCY MODE
BATTERY



ESCAPE SIGN Brightness in 230V
OFF = 100%
BRIGHTNESS > 200cd/m²

ECO MODE 10% (in 230V Mode)
ON = 10%
BRIGHTNESS > 2cd/m²

INSTALLATION MODE
SET UP

M / NM
NON-MAINTAINED / MAINTAINED MODE
SET UP

AT / ATXL
AUTOTEST / CENTRALTEST MODE
SET UP

DEFAULT SETTING / PREDNASTAVENÉ
OFF - ACTIVATED
ON - DEACTIVATED

DEFAULT SETTING / PREDNASTAVENÉ
ON - MAINTAINED
OFF - NON-MAINTAINED

DEFAULT SETTING / PREDNASTAVENÉ
OFF - AUTOTEST
ON - CENTRALTEST

TO SEE THE CHANGE PUSH EITHER TEST BUTTON OR DISCONNECT THE FIXTURE FROM BOTH THE MAINS 230V AND BATTERY

Po prestavení stlačte TEST alebo odpojte batériu a 230V napájanie na aktiváciu zmeny

JUMPERS FEATURES JUMPER FUNKCIE CBS CENTRAL BATTERY VERSIONS

There is L1' logical input which allows to control the dimming function of the fixture by presence of 230V on L1'. During the first installation you can preset DIM level either 50% or 40% or 30% or 20% or 10%. The advantage of dimming feature is either energy saving or brightness reduction in e.g.cinema or theatre application.

Svetidlo je vybavené logickým vstupom L1', ktorým je ovládané stmievanie svetidla. Počas prvej inštalácie je možné nastaviť úroveň stmievania na 50% alebo 40% alebo 30% alebo 20% alebo 10%. Táto funkcia prispieva k zníženiu spotreby elektrickej energie alebo môže byť s výhodou použitá v kinách / divadlách, kde je počas predstavenia nežiadúci vysoký jas piktogramu.



If 230V presents on L1:
Ak je 230V prítomný na L1 :

FULL POWER
LEGEND BRIGHTNESS > 200cd/m²
JAS PIKTOGRAMU > 200cd/m²

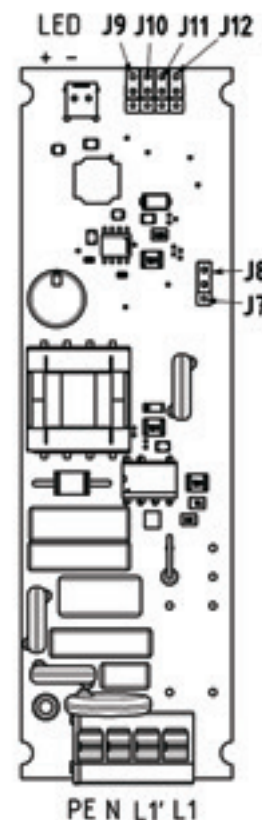
ECO MODE 50%

ECO MODE 40%

ECO MODE 30%

ECO MODE 20%

ECO MODE 10%
LEGEND BRIGHTNESS > 2cd/m²
JAS PIKTOGRAMU > 2cd/m²



PE N L1' L1

Logic of Dimming:

JUMPER	MAINS INPUT	Lighting Output
J8 - CLOSE (DEFAULT SETTING)	L1 L1'	
	0 0	OFF
	0 1	OFF
	1 0	100%
	1 1	DIMM

JUMPER	MAINS INPUT	Lighting Output
J7 - CLOSE	L1 L2 (L1')	
	0 0	OFF
	0 1	OFF
	1 0	DIMM
	1 1	100%

DIMM - see Dimming option

Dimming options:

JUMPERS				DIMMING LEVEL
J9	J10	J11	J12	
OPEN	OPEN	OPEN	OPEN	10%
OPEN	OPEN	OPEN	CLOSE	20%
OPEN	OPEN	CLOSE	OPEN	30%
OPEN	CLOSE	OPEN	OPEN	40%
CLOSE	OPEN	OPEN	OPEN	50%



C.LEDLUX2-V / MULTILED2-V

Available in black RAL9005 colour
Order code on demand
Dostupné aj čiernej farbe RAL9005
obj.kód ba požiadanie



- **NEW Generation** modern design **recessed LED** non-maintained (NM), maintained (M) or centralised (C) emergency lighting with smooth legend illumination for all **areas such as offices, shops, hotels, banks, entrance halls, schools, hospitals, etc.**

It is available in all following versions:

- **AUTOTEST** (-AT)
- **DALI**
- **CENTRALTEST** (-ATXL) for **ELMAX LOOK** system (look up also page No.166)
- **Wireless CENTRALTEST** (-ATZB) for **ELMAX Wireless** system (page No.168)
- **CENTRAL BATTERY** (C.LEDLUX) for **non-addressable CBS** (look up also page No.170)
- **CENTRAL BATTERY** (-ATXP) for system **ELMAX-PATROLUX & Addressable CBS** (look up also page No.174)
- Conforming to the requirement of EN60598-2-22, EN1838, EN62034
- Legend luminance >500cd/m² (white)
- Design: metal sheet body with PE powder coat finish RAL9006 (grey) or RAL9003 (white)
- NOVÁ generácia moderného stropného zapusteného LED svietidla pre **netrvalé** (NM), **trvalé** (M) alebo **centrálne** (C) núdzové osvetlenie s perfektnou rovnomernosťou osvetlenia piktogramu **navrhnuté pre všeobecné použitie** priestorov ako napr. kancelárie, obchody, školy, nemocnice, vstupné haly, banky a pod., aj s funkciami:
 - **AUTOTEST** (-AT),
 - **DALI**
 - **CENTRALTEST** (-ATXL) pre systém ELMAX LOOK (pozri str.166)
 - **bezdrôtový CENTRALTEST** (-ATZB) pre ELMAX Wireless systém (str.168)
 - **CENTRAL BATTERY** (C.LEDLUX) pre **neadresovateľné CBS** (pozri str.174)
 - **CENTRAL BATTERY** (-ATXP) pre systém **ELMAX-PATROLUX s adresovateľnou CBS** (pozri str. 170)
- spĺňa požiadavky európskej normy EN 60598-2-22, EN1838, EN62034
- jas piktogramu >500cd/m² (white)
- konštrukcia: teleso z ocelového plechu vo farbe RAL9006 (šedá) alebo RAL9003 (biela)

STANDARD

ŠTANDARDNÁ VÝBAVA

- **High efficient MidPower (150lm/W, 5000K) LONGLIFE LEDs (>100.000h)**
- **NEW Advanced Electronics**
- **LONGLIFE NiMh or LiFePo4 battery**
- **Installation Mode** (battery protection, for more details look up page No.181+240)
- **Intelligent battery charging** (intermittent charging, look up page No.181+240)
- **DIP Switch** allowing to preset following functions:
 - **ECO Mode** (dimming 10%-100%, for more details look up page No.181+240)
- Addressable CENTRALTEST communication module (for ATXL, ATXP only)
- LEDs indicating presence of power supply and signaling failures + TEST button
- **vysoko účinné MidPower LED (150lm/W, 5000K)**
so životnosťou min.100000h
- **progresívna elektronická jednotka**
- **LONGLIFE NiMh alebo LiFePo4 batéria**
- **Inštaláčny mód** (ochrana batérie, pozri aj str.181+240)
- **Inteligentné nabíjanie batérie** ("intermittent" nabíjanie, pozri aj str.181+240)
- **DIP prepínač** umožňujúci prednastavenie funkcií:
 - **ECO Mód** (stmievanie 10%-100%, pozri aj str.181+240)
- adresovateľný CENTRALTEST komunikačný modul (len pre ATXL, ATXP verzie)
- signalizácia LED a TEST tlačítka

ACCESSORIES

PRÍPLATKY

- **Special suspended plexi with layered design for perfect uniform illumination of legend**
(it must be ordered as a separate item- further details look up page No.244)
- Alternative colour surface treatment in RAL (min order quantity 100pcs)
- **špeciálne vrstvené závesné plexi pre rovnomerné osvetlenie piktogramu na jeho celej ploche**
(plexi musí byť objednané samostatne podľa želaného piktogramu- viď str.244 pre detaily)
- povrchová úprava vo farbe podľa špecifikácie odberateľa (min 100ks)



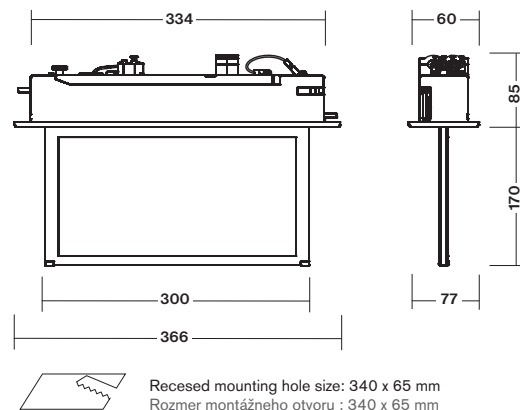
Input Power:

- 5,3W/ 5,6VA (maintained M)
- 2,0W/ 3,8VA (non-maintained NM)
- 3,0W/ 5,1VA (CBS)



Premium Line
LED Recessed Emergency Luminaire

C.LEDLUX2-V / MULTILED2-V



Page No.162

AUTOTEST -AT NM/M

Type	Version	Colour	Light Source	Duration	Battery	Order Code	Weight
MULTILED2-V-AT.1h RAL9006	Only Body, No Plexi incl.	Grey / šedá	9xMidPower LEDs	1h	NiMh 4,8V/1,1Ah	309-B-101-01-00-01	1,2 kg
MULTILED2-V-AT.1h RAL9003	Only Body, No Plexi incl.	White / biela	9xMidPower LEDs	1h	NiMh 4,8V/1,1Ah	309-B-101-01-00-02	1,2 kg
MULTILED2-V-AT.1h RAL9006	Only Body, No Plexi incl.	Grey / šedá	9xMidPower LEDs	1h	LiFePo4 6,4V/1,0Ah	309-B-101-04-00-01	1,2 kg
MULTILED2-V-AT.1h RAL9003	Only Body, No Plexi incl.	White / biela	9xMidPower LEDs	1h	LiFePo4 6,4V/1,0Ah	309-B-101-04-00-02	1,2 kg
MULTILED2-V-AT.3h RAL9006	Only Body, No Plexi incl.	Grey / šedá	9xMidPower LEDs	3h	NiMh 4,8V/2,1Ah	309-B-102-02-00-01	1,3 kg
MULTILED2-V-AT.3h RAL9003	Only Body, No Plexi incl.	White / biela	9xMidPower LEDs	3h	NiMh 4,8V/2,1Ah	309-B-102-02-00-02	1,3 kg

DALI

Type	Version	Colour	Light Source	Duration	Battery	Order Code	Weight
MULTILED2-V-DALI.3h RAL9006	Only Body, No Plexi incl.	Grey / šedá	9xMidPower LEDs	3h	3,6V/2,1Ah	309-B-111-03-00-01	1,2 kg
MULTILED2-V-DALI.3h RAL9003	Only Body, No Plexi incl.	White / biela	9xMidPower LEDs	3h	3,6V/2,1Ah	309-B-111-03-00-02	1,2 kg

Page No.166

CENTRALTEST -ATXL ELMAX-LOOK

Type	Version	Colour	Light Source	Duration	Battery	Order Code	Weight
MULTILED2-V-ATXL.1h RAL9006	Only Body, No Plexi incl.	Grey / šedá	9xMidPower LEDs	1h	NiMh 4,8V/1,1Ah	309-B-103-01-00-01	1,3 kg
MULTILED2-V-ATXL.1h RAL9003	Only Body, No Plexi incl.	White / biela	9xMidPower LEDs	1h	NiMh 4,8V/1,1Ah	309-B-103-01-00-02	1,3 kg
MULTILED2-V-ATXL.1h RAL9006	Only Body, No Plexi incl.	Grey / šedá	9xMidPower LEDs	1h	LiFePo4 6,4V/1,0Ah	309-B-103-04-00-01	1,3 kg
MULTILED2-V-ATXL.1h RAL9003	Only Body, No Plexi incl.	White / biela	9xMidPower LEDs	1h	LiFePo4 6,4V/1,0Ah	309-B-103-04-00-02	1,3 kg
MULTILED2-V-ATXL.3h RAL9006	Only Body, No Plexi incl.	Grey / šedá	9xMidPower LEDs	3h	NiMh 4,8V/2,1Ah	309-B-104-02-00-01	1,4 kg
MULTILED2-V-ATXL.3h RAL9003	Only Body, No Plexi incl.	White / biela	9xMidPower LEDs	3h	NiMh 4,8V/2,1Ah	309-B-104-02-00-02	1,4 kg

Page No.168

Wireless CENTRALTEST ELMAX-ATZB

Type	Version	Colour	Light Source	Duration	Battery	Order Code	Weight
MULTILED2-V-ATZB.1h RAL9006	Only Body, No Plexi incl.	Grey / šedá	9xMidPower LEDs	1h	NiMh 4,8V/1,1Ah	309-B-105-01-00-01	1,3 kg
MULTILED2-V-ATZB.1h RAL9003	Only Body, No Plexi incl.	White / biela	9xMidPower LEDs	1h	NiMh 4,8V/1,1Ah	309-B-105-01-00-02	1,3 kg
MULTILED2-V-ATZB.3h RAL9006	Only Body, No Plexi incl.	Grey / šedá	9xMidPower LEDs	3h	NiMh 4,8V/2,1Ah	309-B-106-02-00-01	1,3 kg
MULTILED2-V-ATZB.3h RAL9003	Only Body, No Plexi incl.	White / biela	9xMidPower LEDs	3h	NiMh 4,8V/2,1Ah	309-B-106-02-00-01	1,3 kg

Page No.174

CENTRAL BATTERY (CBS)

Type	Version	Colour	CBS Version for	Light Source	Order Code	Weight
C.LEDLUX2-V 230V AC/DC	Only Body, No Plexi incl.	Grey / šedá	CBS NON-ADDRESSABLE	9xMidPower LEDs	309-B-107-00-00-01	1,0 kg
C.LEDLUX2-V 230V AC/DC	Only Body, No Plexi incl.	White / biela	CBS NON-ADDRESSABLE	9xMidPower LEDs	309-B-107-00-00-02	1,0 kg
C.LEDLUX2-V 24V AC/DC	Only Body, No Plexi incl.	Grey / šedá	CBS NON-ADDRESSABLE	9xMidPower LEDs	309-B-108-00-00-01	1,0 kg
C.LEDLUX2-V 24V AC/DC	Only Body, No Plexi incl.	White / biela	CBS NON-ADDRESSABLE	9xMidPower LEDs	309-B-108-00-00-02	1,0 kg

Page No.170

Addressable CENTRAL BATTERY (CBS) -ATXP ELMAX-PATROLUX

Type	Version	Colour	CBS Version for	Light Source	Order Code	Weight
C.LEDLUX2-V-ATXPR 230V AC/DC	Only Body, No Plexi incl.	Grey / šedá	CBS ADDRESSABLE	9xMidPower LEDs	309-B-109-00-00-01	1,1 kg
C.LEDLUX2-V-ATXPR 230V AC/DC	Only Body, No Plexi incl.	White / biela	CBS ADDRESSABLE	9xMidPower LEDs	309-B-109-00-00-02	1,1 kg

Suspended Plexi / závesné plexi s piktogramom




• It is not included in standard package.
It must be ordered as separate item !

- Viewing Distance: 30m
- Complying ISO7010
- Legend luminance $>500\text{cd/m}^2$ (white)

• Nie je súčasťou štandardného balenia svetidla.
Musí byť objednané ako samostatná položka !

- rozoznatelnosť piktogramu: 30m
- v súlade s ISO7010
- jas piktogramu $>500\text{cd/m}^2$ (biela)



Suspended plexi Accessory

Optional Item / Priplatok	Order Code / Objednávaci kód
Double sided plexi with legend H/J	309-B-000-00-00-14
Double sided plexi with legend I	309-B-000-00-00-15
Single sided plexi with legend H	309-B-000-00-00-16
Single sided plexi with legend I	309-B-000-00-00-17
Single sided plexi with legend J	309-B-000-00-00-18
Double sided plexi with legend K/M	309-B-000-00-00-19
Double sided plexi with legend L/N	309-B-000-00-00-20
Single sided plexi with legend K	309-B-000-00-00-21
Single sided plexi with legend L	309-B-000-00-00-22
Single sided plexi with legend M	309-B-000-00-00-23
Single sided plexi with legend N	309-B-000-00-00-24
Single sided plexi with legend O	309-B-000-00-00-25
Double sided plexi with legend O	309-B-000-00-00-26
Double sided plexi with legend Z1	309-B-000-00-00-27
Double sided plexi with legend Z2	309-B-000-00-00-28

Závesné plexi s piktogramom

Priplatok	Objednávaci kód
Obojstranné plexi s piktogramom H/J	309-B-000-00-00-14
Obojstranné plexi s piktogramom I	309-B-000-00-00-15
Jednostranné plexi s piktogramom H	309-B-000-00-00-16
Jednostranné plexi s piktogramom I	309-B-000-00-00-17
Jednostranné plexi s piktogramom J	309-B-000-00-00-18
Obojstranné plexi s piktogramom K/M	309-B-000-00-00-19
Obojstranné plexi s piktogramom L/N	309-B-000-00-00-20
Jednostranné plexi s piktogramom K	309-B-000-00-00-21
Jednostranné plexi s piktogramom L	309-B-000-00-00-22
Jednostranné plexi s piktogramom M	309-B-000-00-00-23
Jednostranné plexi s piktogramom N	309-B-000-00-00-24
Jednostranné plexi s piktogramom O	309-B-000-00-00-25
Obojstranné plexi s piktogramom O	309-B-000-00-00-26
Obojstranné plexi s piktogramom Z1	309-B-000-00-00-27
Obojstranné plexi s piktogramom Z2	309-B-000-00-00-28

