

General purpose

Spark luminaire, equipped with LED light source, is supposed to indicate emergency escape routes and emergency exits with suitable pictograms. Spark can be adopted in public facilities or in workplaces and it is compatible with all emergency lighting systems offered by Hybryd.

Additional information about emergency lighting luminaires - p. 24

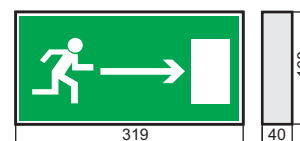
Technical data

CATEGORY \ LIGHT SOURCE	LED
Power supply	230VAC/50Hz
Power consumption	<4W
Protection class	I
Radio noise	Level N
Protection degree	IP 40
Light source	White LED
Accumulator type	Ni-MH HT
Recharging time	24h
Emergency work time	3h
Ambient temperature	+10°C ÷ +40°C
Connector	4 x 0,5 ÷ 2,5 mm ² (maintained) 3 x 0,5 ÷ 2,5 mm ² (non-maintained) 4 x 0,5 ÷ 1,5 mm ² (main. W1) 3 x 0,5 ÷ 1,5 mm ² (non-main. W1)

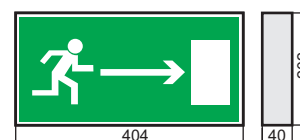


Dimensions

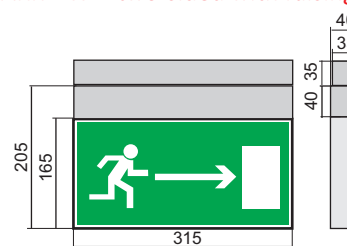
SPARK - one-sided



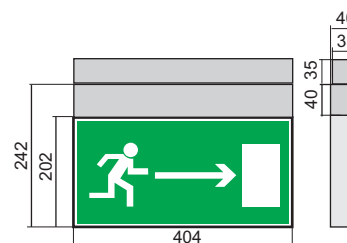
SPARK D - one-sided, big



SPARK DW - two-sided with raising



SPARK D DW - two-sided with raising, big



Casing

- body material: aluminium
- casing colour: black (different colours available)
- lamp cover: plexiglass with pictogram
- lamp cover colour: frosted

Available versions

Check final pages of this catalogue.

Mounting types

Check 3rd page of the catalogue cover.

Version with fluorescent lamp

Luminaire	Execution	T _{aw} [h]	Work mode	Mounting	Casing colour (RAL code)	Pictogram
CRYSTAL	ST	1	C	C5	□ 9003	P01
	AT	2	J	C6	■ 9005*	...
	CT	3		C7	■ 9006*	P29
	CB			W3		
	CB-MA			W4		

CRYSTAL

Example of creating a name: CRYSTAL CT 2C C5 9003 P05

Version with LED

Luminaire	Execution	Work mode	Light source	Mounting	Casing colour (RAL code)	Pictogram
CRYSTAL	ST	C	LED	C5	□ 9003	P01
	AT	J		C6	■ 9005*	...
	CT			C7	■ 9006*	P29
	CB			W3		
	CB-MA			W4		

Example of creating a name: CRYSTAL AT C LED W3 9003 P09

Version with fluorescent lamp

Luminaire	Luminaire size	Luminaire type	Execution	T _{aw} [h]	Work mode	Mounting	Casing colour (RAL code)	Pictogram
ALU			AT	1	C	W1 ¹	□ 9003	P01
	D	DW	CT	2	J	W2	■ 9005*	...
			TS	3		C1	■ 9006*	P29
			CB			C2		
			CB-MA					

ALU

Example of creating a name: ALU AT 2J W2 9003 P02

Version with LED

Luminaire	Luminaire size	Luminaire type	Execution	Work mode	Light source	Mounting	Casing colour (RAL code)	Pictogram
ALU			AT	C	LED	W1 ¹	□ 9003	P01
	D	DW	CT	J		W2	■ 9005*	...
			TS			C1	■ 9006*	P29
			CB			C2		
			CB-MA					

Example of creating a name: ALU D CT C LED C2 9003 P12

¹⁾ Mounting type W1 only for one-sided ALU luminaire.

Luminaire	Luminaire size	Luminaire type	Execution	Work mode	Light source	Mounting	Casing colour (RAL code)	Pictogram
SPARK			AT	C	LED	W1 ¹	■ 9006	P01
	D	DW	CT	J		C25	□ 9003*	...
			CB			C30	■ 9005*	P29
			CB-MA			W16		

SPARK

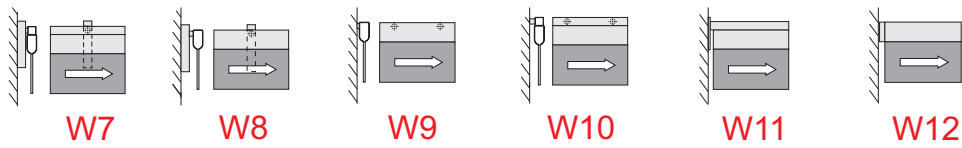
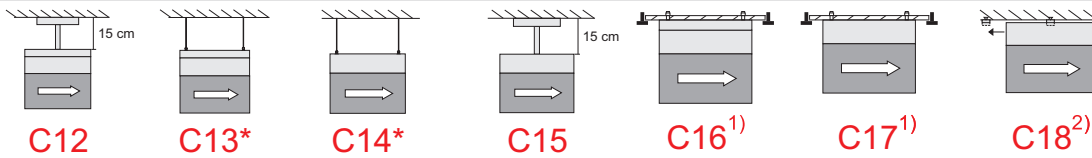
Example of creating a name: SPARK D AT J LED C25 9006 P05

¹⁾ Mounting type W1 only for one-sided SPARK luminaire.

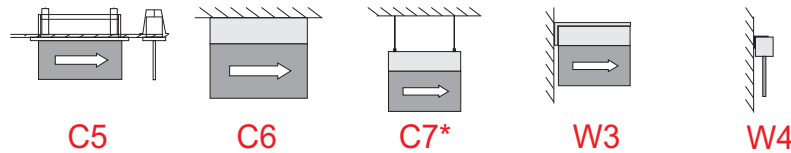
Legend - p. 63

Mounting types

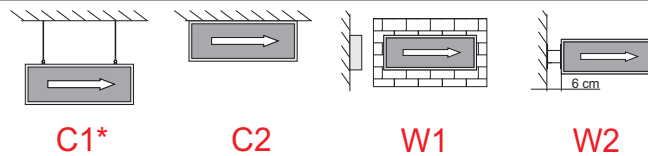
PROFIL



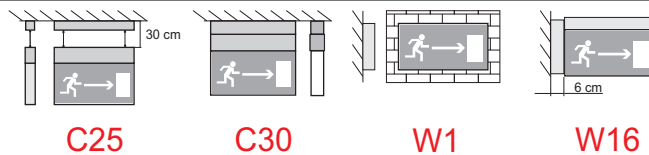
CRYSTAL



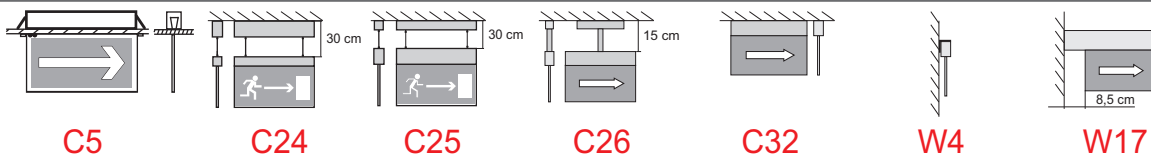
ALU



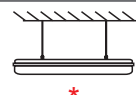
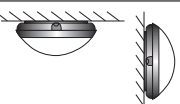
SPARK



PROFILIGHT



H-207 TELESTO

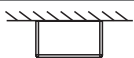


*

H-207 SUPERNOVA



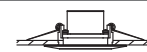
KWADRA ORBIT LED



KWADRA ORBIT LED

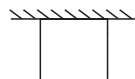


OWA ATOM LED OWA POWER LED



OWA LED

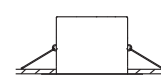
KWADRA N



W131

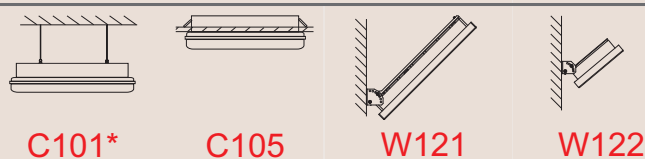


KWADRA P



PRIMOS

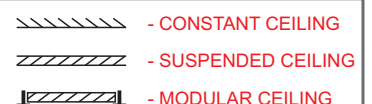
PRYMAT



PRYMAT DW

ACCESSORIES
(ordered separately)

LEGEND



* Strings or chains available on request.

¹⁾ Requires access to ceiling void.

²⁾ Only for ST, CB.