



Proiettori orientabili. Struttura in alluminio verniciato bianco-nero. Disponibile in due diverse versioni a Led.

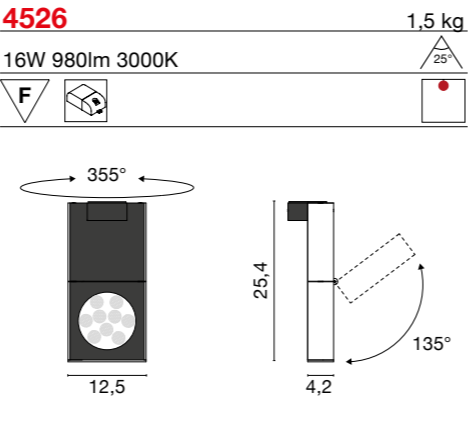
Adjustable projectors. Frame in painted aluminium in black-and-white finish. Available in two different Led options.

Projecteurs orientables. Structure en aluminium verni blanc-noir. Disponible dans deux différentes version LED.

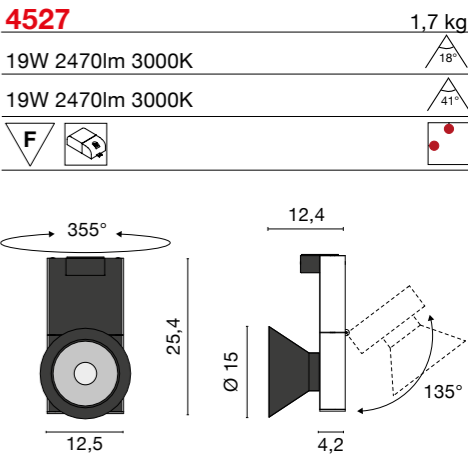
Verstellbare Lichtstrahler Gestell aus Weiß-Schwarz lackiertem Aluminium. Verfügbar in zwei verschiedene LED Ausführungen.

Proyectores orientables. Cuerpo en aluminio pintado en blanco-negro. Disponible en dos diferentes versiones LED.

Потолочный или настенный. Корпус из алюминия, окрашенного в белый и черный цвет. Имеются 2 варианта исполнения со светодиодами.

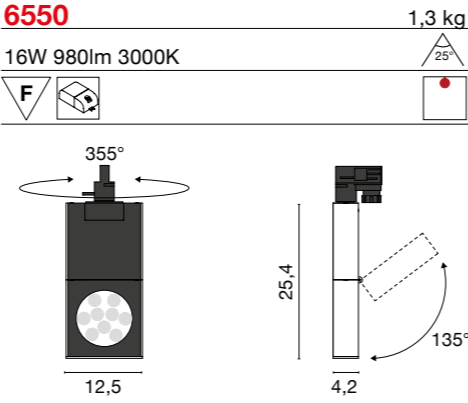


.01

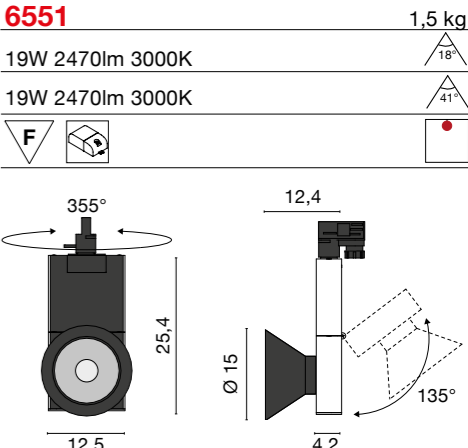


.01/18 .01/41





.01



.01/18 .01/41



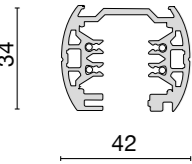
BINARIO

Binario elettrificato multifase 250/440V 16A  
Electrified track 250/440V 16A



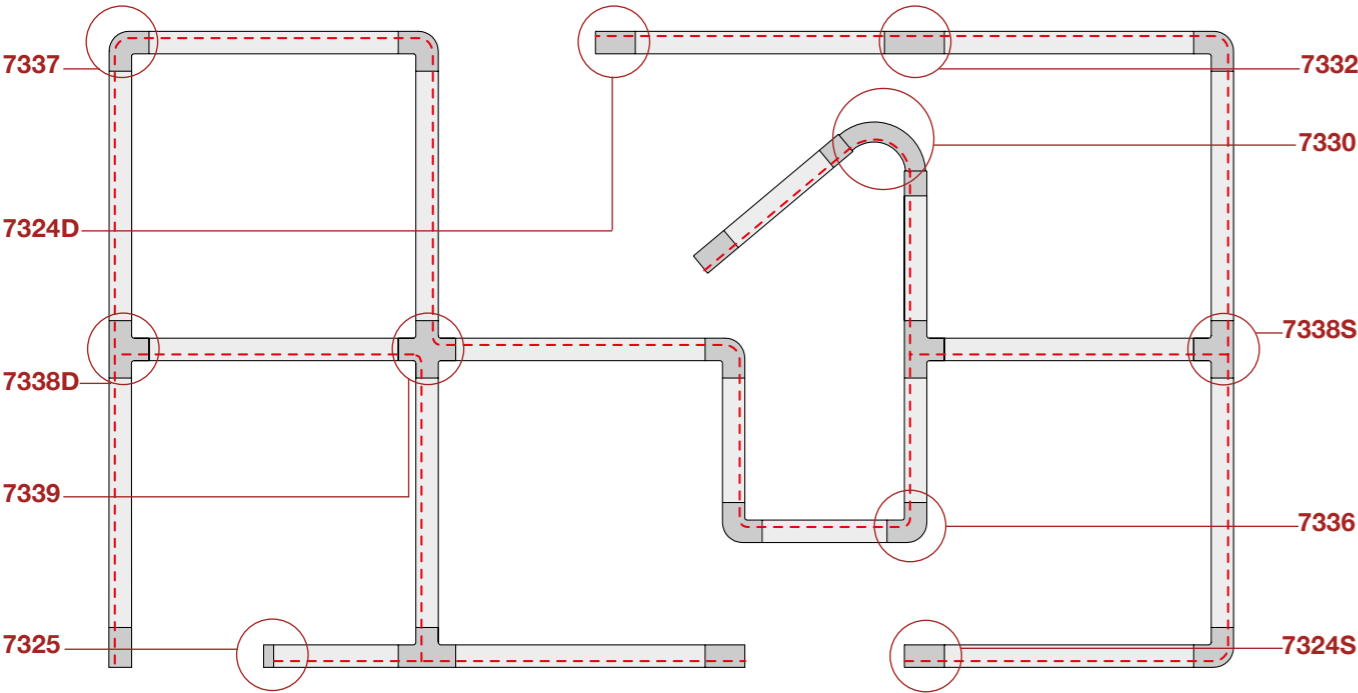
BINARIO elettrificato a tre accensioni diversificate, costruito in lega di alluminio estruso con conduttori in rame alloggiati all'interno di profilati estrusi in PVC.

Electrified TRACK with 3 different switchings, made in extruded aluminium with internal PVC extrusion copper wires.



Posizionamento dell'alimentazione dei conduttori di terra  
Position of the supply of earth conductors

<b>7321</b>	3 mt.
250/440V 16A	
<b>.01</b>	
<b>7322</b>	1 mt.
250/440V 16A	
<b>.01</b>	
<b>7323</b>	2 mt.
250/440V 16A	
<b>.01</b>	



I giunti di collegamento saranno Destro o Sinistro secondo la posizione laterale del contatto di terra.  
Joints will be right(D) or left(S) following the lateral position of earth conductors.

ACCESSORIES



**7326.01**  
Adattatore meccanico/elettrico  
6A - carico meccanico 5 Kg.  
Mechanical/electrical adapters  
6A - mechanical load 5 Kg.



**7328.01**  
Giunto lineare.  
Straight joint.



**7324 D.01**  
Alimentazione destra.  
Right live-end.



**7329.01**  
Giunto lineare senza contatti.  
Mechanical joint without contacts.

**7324 S.01**  
Alimentazione sinistra.  
Left live-end.



**7325.01**  
Chiusura.  
Dead end.



**7332.01**  
Alimentazione centrale e  
giunto lineare.  
Central connector  
with straight joint.



**7336.01**  
Giunto L interno.  
Inside L joint.



**7333**  
Piastra 12cm.  
Plate 12cm.

**7337.01**  
Giunto L esterno.  
Outside L joint.



**7339.01**  
Giunto X.  
X joint.



**7338 D.01**  
Giunto T destro.  
Right T joint.

**7338 S.01**  
Giunto T sinistro.  
Left T joint.



**7331.01**  
Kit per sospensione binario.  
Kit to suspend track.

**7334.01**  
Kit cavo acciaio (2m), piastra 6cm.  
Kit with steel wire (2m), plate 6cm.



**7335**  
Attacco soffitto kit.  
Ceiling kit.