



# COLIBRÌ

design S. Anconetani

175

Proiettori orientabili in pressofusione d'aluminio verniciato e, secondo i modelli, vetro temperato e riflettore interno in alluminio.

Adjustable Projectors in painted Die-cast aluminium body. Tempered glass diffuser and aluminium reflectors.

Projecteurs orientables en aluminium injecté verni avec réflecteur en alu et diffuseur en verre trempé.

Verstellbare Lichtstrahler aus Aluminium-druckguss mit Glass-diffuser und Aluminiumreflektor.

Proyectores orientables en aluminio moldeado pintado. Difusor en vidrio y reflector en aluminio.

Поворотные прожекторы из окрашенного литого под давлением алюминия. Диффузор закаленное стекло. Рефлектор из алюминия.

# COLIBRI' small

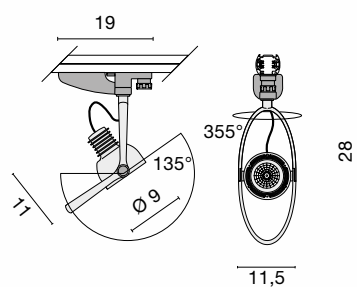
design: S. Anconetani



## 6531

50W GU5,3

1 kg



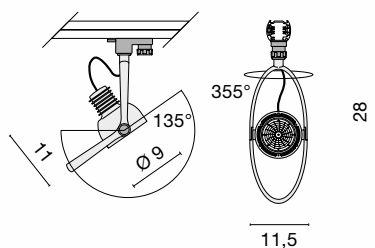
.01 .40

## 6534

75W GU10

1 kg

5,4W GU10 LED (cod.0103)

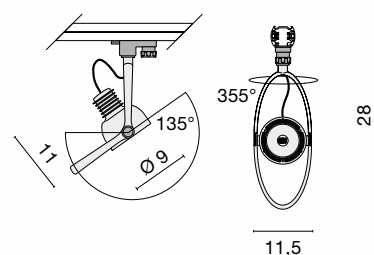


.01 .40

## 6526

60W G9 ECO

1 kg



.01 .40



# COLIBRI' medium

design: S. Anconetani

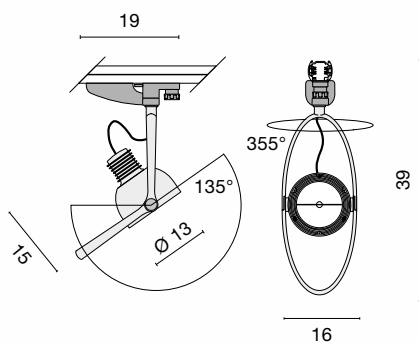
Lighting Systems - Colibri



**6521**

1,3 kg

75W G53 AR111

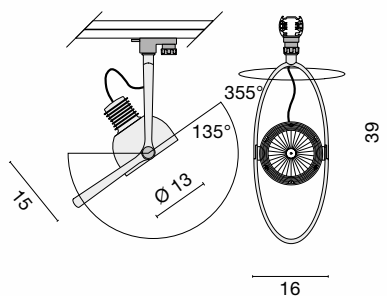


.01 .40

**6523**

1,3 kg

75W E27 PAR 30



.01 .40





# COLIBRI' large

design: S. Anconetani



**6504** HQI 3,4 kg

70W G12

**F** IP 40

.01 .40

**6505** HQI 3,6 kg

150W G12

**F** IP 40

.01 .40

**6501** halo 1,8 kg

100W E27 halolux ECO

150W E27 halolux

**F** IP 40

.01 .40





# COLIBRI' small

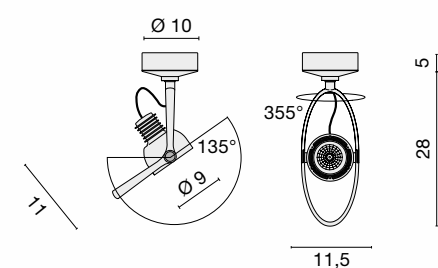
design: S. Anconetani

Lighting Systems - Colibri



**6530** 1,2 kg

50W GU5,3

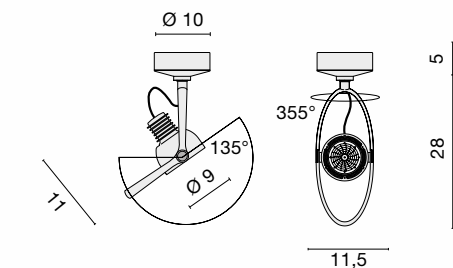


.01 .40

**6533** 1,2 kg

75W GU10

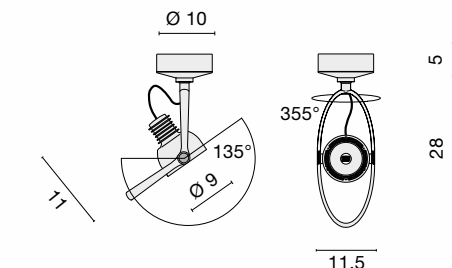
5,4W GU10 LED (cod.0103)



.01 .40

**6525** 1,2 kg

60W G9 ECO



.01 .40



# COLIBRI' medium

design: S. Anconetani

Lighting Systems - Colibri

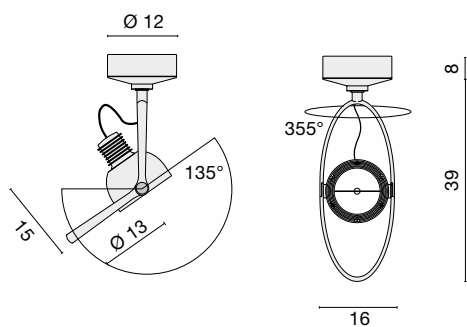


**6520**

1,7 kg

75W G53 AR111

**F** IP 40



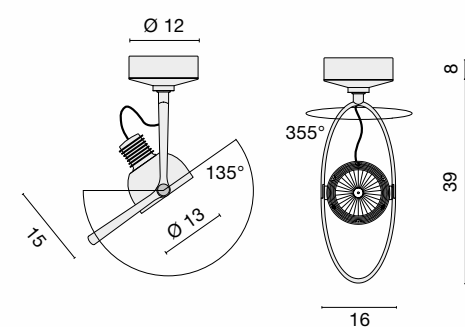
.01 .40

**6522**


1,6 kg

75W E27 PAR 30

**F**




.01 .40







# COLIBRI' large


design: S. Anconetani

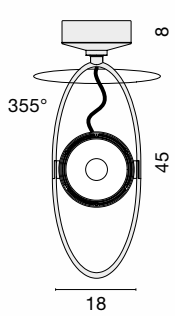
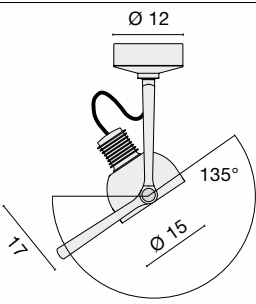


**6500** halo 2 kg

100W E27 halolux ECO 

150W E27 halolux 

**F** IP 40 



Ø 12

32

15

8

355°

135°


Ø 15


45

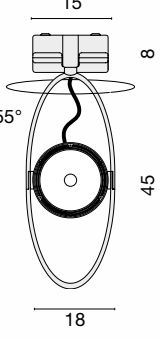
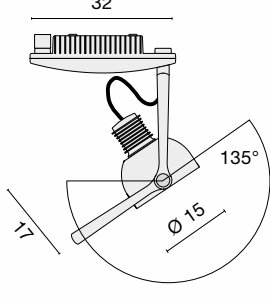
18

**.01 .40**

**6508** HQI 3,3 kg

70W G12 

**F** IP 40 



32

15

8

355°

135°


Ø 15


45

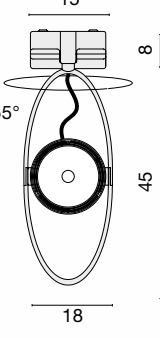
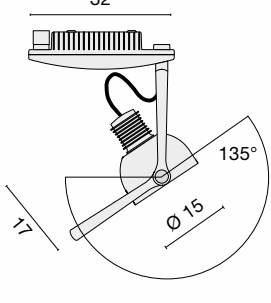
18

**.01 .40**

**6509** HQI 3,3 kg

150W G12 

**F** IP 40 



32

15

8

355°

135°

Ø 15

45

18

**.01 .40**

## Accessories

**0657.02**  
Alette direzionali / Barn-doors

186



