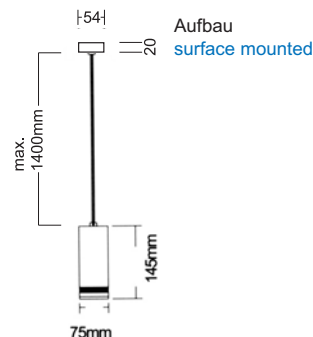
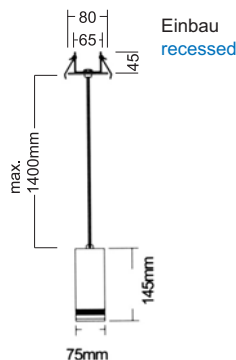
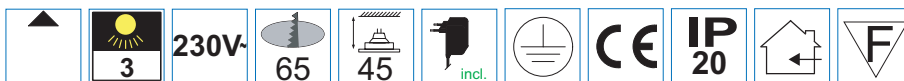


LED power 230V



mit optischer Linse 40°
with optical lense 40°



| LED-Farbe LED-colour | Farbtemperatur colour temperature | Anzahl LED LED quantity | min. Lichtstrom pro LED min. luminous flux per LED | Nennleistung rated power | Abstrahlwinkel beam angle | Montage mounting | Artikelnummer ref.-No. |
|------------------------------|--------------------------------------|----------------------------|---|-----------------------------|------------------------------|---------------------------|---------------------------|
| neutralweiß neutral white | typ. 4100 k | 3 | 80 lm @ 350 mA | 3 x 1,3 W | 40° | Einbau recessed | ...-660-40 |
| kaltweiß cool white | typ. 6300 k | 3 | 80 lm @ 350 mA | 3 x 1,3 W | 40° | Einbau recessed | ...-660-50 |
| warmweiß warm white | typ. 3000 k | 3 | 60 lm @ 350 mA | 3 x 1,3 W | 40° | Einbau recessed | ...-660-70 |
| neutralweiß neutral white | typ. 4100 k | 3 | 80 lm @ 350 mA | 3 x 1,3 W | 40° | Aufbau surface mounted | ...-680-40 |
| kaltweiß cool white | typ. 6300 k | 3 | 80 lm @ 350 mA | 3 x 1,3 W | 40° | Aufbau surface mounted | ...-680-50 |
| warmweiß warm white | typ. 3000 k | 3 | 60 lm @ 350 mA | 3 x 1,3 W | 40° | Aufbau surface mounted | ...-680-70 |



mit optischer Linse 40° und Ausschalter
with optical lense 40° and on-off switch



| LED-Farbe LED-colour | Farbtemperatur colour temperature | Anzahl LED LED quantity | min. Lichtstrom pro LED min. luminous flux per LED | Nennleistung rated power | Abstrahlwinkel beam angle | Artikelnummer ref.-No. |
|------------------------------|--------------------------------------|----------------------------|---|-----------------------------|------------------------------|---------------------------|
| neutralweiß neutral white | typ. 4100 k | 1 | 80 lm @ 350 mA | 1,3 W | 40° | ...-661-40 |
| kaltweiß cool white | typ. 6300 k | 1 | 80 lm @ 350 mA | 1,3 W | 40° | ...-661-50 |
| warmweiß warm white | typ. 3000 k | 1 | 60 lm @ 350 mA | 1,3 W | 40° | ...-661-70 |