



scamm

L I G H T I N G

INDEX

album 0247

lighting solution 4988

decorative 8999

Essenzialità nella forma, adattabilità in ogni ambiente

Essenzialità nella forma, adattabilità in ogni ambiente, è il concetto del capitolo ALBUM. Prodotti pensati per il contract oltre che per settori commerciali e residenziali, fondono l'aspetto estetico a quello pratico, dal design performante e senza tempo, con una attenta ricerca dei materiali e del risparmio energetico.

Abilità artigianale e cura dei particolari nella collezione LIGHTING SOLUTION, prodotti ideati e realizzati con materiali e dettagli di ricercata qualità per l'ambiente bagno, ma che si adattano per finiture e forme ad ogni ambiente casa.

DECORATIVE SELECTION è tradizione e cura stilistica di luci di arredo. Forme classiche ma di spiccata personalità, vetri e cristalli lavorati a mano, per proporre contemporaneità con il profumo del passato. L'impegno della SCAMM, per essere sempre maggiormente vicina alle esigenze della sua clientela e alla massima assistenza e disponibilità, è da sempre rivolto alla costante ricerca innovativa di forme e materiali, sempre nel più rigoroso rispetto della tradizione del nostro prodotto totalmente MADE IN ITALY.

Simplicity in form, fit in any environment

Simplicity in form, fit in any environment, is the concept of the chapter ALBUM. Products designed for contract as well as for commercial and residential areas, combine the aesthetic appearance to the practical, performance and timeless design, with a careful search of materials and energy saving.

Craftsman like ability and attention to detail in the collection LIGHTING SOLUTION, products designed and manufactured with quality materials and refined details for the bathroom, but that finishes and shapes fit to every home environment.

DECORATIVE SELECTION is tradition and decorative style light fittings.

Classical forms, but a strong personality, handmade glass and crystal, to suggest contemporaneity with the scent of the past.

The commitment of SCAMM, is to be always more close to the needs of its customers and the best assistance and availability, it is always directed to the continuous research of innovative forms and materials, always with the utmost respect for the tradition of our product totally MADE IN ITALY.

Einfachheit in der Form, in jeder Umgebung passend

Einfachheit in der Form, in jeder Umgebung passend, ist das Konzept des Kapitels ALBUM. Produkte für die Kontrakt sowie für Gewerbe- und Wohngebiete entwickelt, kombinieren die Ästhetik zur praktischen, Leistung und zeitloses Design, mit einer sorgfältigen Suche nach Materialien und Energieeinsparung.

Handwerker wie Fähigkeit und Aufmerksamkeit zum Detail in die Kollektion LIGHTING SOLUTION, Produkte entwickelt und gefertigt mit hochwertigen Materialien und raffinierte Details für das Bad, aber das zu jeder Wohnumgebung passen.

DECORATIVE SOLUTION ist Tradition und dekorativen Stil Leuchten.

Klassische Formen, sondern eine starke Persönlichkeit, handgemachte Glas und Kristall, die Gleichzeitigkeit mit dem Duft der Vergangenheit vorschlagen.

Die Verpflichtung der SCAMM, ist immer mehr nah an den Bedürfnissen seiner Kunden und die beste Unterstützung und die Verfügbarkeit; es ist immer die kontinuierliche Suche nach innovativen Formen und Materialien gerichtet, immer mit dem größten Respekt für die Tradition unseres Produktes völlig MADE IN ITALY.

album



cuky 22



flap 08




fluid glass 32



flap glass 14



mood 41




reflex 34



fluid 28



pop 44



stream 38



tubes 02



tubes

design Vincenzo Missanelli 2011

Semplicità di forma, purezza di luce

Linee armoniche e concrete per una piena diffusione di luce. La serie Tubes offre nelle sue varianti di finiture e di misure una gamma completa per ogni esigenza di luce. Materiali di qualità idonei anche per la collocazione nell'ambiente bagno.

Simplicity of form, purity of light

Harmonic and concrete lines for a full spread of light. The Tubes series offers in its various finishes and full range of measures, light for every need. Quality materials are also suitable for placement in the bathroom.

Einfachheit in der Form, Reinheit des Lichts

Harmonic und konkrete Linien für eine vollständige Verbreitung von Licht. Tubes Serie bietet in seinen verschiedenen Ausführungen und komplette Maßnahmen, Licht für jeden Bedarf. Hochwertige Materialien eignen sich für die Platzierung auch im Badezimmer.






































tubes

		Elettrificazione	Dimensioni LxHxS	Codice	Cromo	Foglia Argento	Foglia Oro	Foglia Rame	Verniciato Bianco	Verniciato Grigio	Verniciato Moka
		R7S 78mm 80W	177x60x100	TB10I	.CR	.FA	.FO	.FR	.VB	.VG	.VM
		G24q-3 26W	177x60x100	TB11I	.CR	.FA	.FO	.FR	.VB	.VG	.VM
		R7S 118mm 120W	227x60x100	TB15I	.CR	.FA	.FO	.FR	.VB	.VG	.VM
		R7S 78mm 2x80W	367x60x100	TB20I	.CR	.FA	.FO	.FR	.VB	.VG	.VM
		2G11 24W	367x60x100	TB21I	.CR	.FA	.FO	.FR	.VB	.VG	.VM
		R7S 78mm 3x80W	617x60x100	TB30I	.CR	.FA	.FO	.FR	.VB	.VG	.VM
		T5 24W	617x60x100	TB31I	.CR	.FA	.FO	.FR	.VB	.VG	.VM
		2G11 55W	617x60x100	TB32I	.CR	.FA	.FO	.FR	.VB	.VG	.VM
		STRIP LED 14,4 Wm	617x60x100	TB39I	.CR	.FA	.FO	.FR	.VB	.VG	.VM
		R7S 78mm 4x80W	917x60x100	TB40I	.CR	.FA	.FO	.FR	.VB	.VG	.VM
		T5 39W	917x60x100	TB41I	.CR	.FA	.FO	.FR	.VB	.VG	.VM
		STRIP LED 14,4 Wm	917x60x100	TB49I	.CR	.FA	.FO	.FR	.VB	.VG	.VM
		R7S 78mm 4x80W	917x1300x100	TB50I	.CR	.FA	.FO	.FR	.VB	.VG	.VM
		T5 39W	917x1300x100	TB51I	.CR	.FA	.FO	.FR	.VB	.VG	.VM

Finitura - Finish - Abschließen



.CR




.FA



.FO




.FR



.VB



.VG



.VM



flap

design Vincenzo Missanelli 2007

**essenzialità
nella forma,
espressione
nella luce**

Una cornice di luce semplice e funzionale dal design essenziale, che si adatta e si integra in ogni ambiente, sia residenziale che contract, sviluppata nelle sue parti elettriche con lampade di ultima generazione, per garantire luce e risparmio energetico.

**simplicity inform,
expression in the light**

A frame of light from the simple and essential design, which adapts and integrates into any environment, both residential and contract, in its electrical parts developed with the latest generation bulbs, to provide light and energy savings.

**Einfachheit in der Form,
Ausdruck in das Licht**

A frame of light from the simple and essential design, which adapts and integrates into any environment, both residential and contract, in its electrical parts developed with the latest generation bulbs, to provide light and energy savings.












	Elettrificazione	Dimensioni LxHxS	Codice	Cromo	Foglia Argento	Foglia Oro	Foglia rame	Nickel	Verniciato Bianco	Verniciato Grigio	Verniciato Moka
	R7s 78mm 120W 	280x80x95	FP101	.CR	.FA	.FO	.FR	.NK	.VB	.VG	.VM
	G24q-3 26W 	280x80x95	FP111	.CR	.FA	.FO	.FR	.NK	.VB	.VG	.VM
	GX24q-4 32W GX24q-4 42W 	350x80x125	FP121	•	.FA	.FO	.FR	•	.VB	.VG	.VM
	R7s 118mm 120W	350x80x95	FP131	.CR	.FA	.FO	.FR	.NK	.VB	.VG	.VM
	G24q-3 26W 	350x80x95	FP141	.CR	.FA	.FO	.FR	.NK	.VB	.VG	.VM
	R7s 78mm 2x80W 	445x80x95	FP201	.CR	.FA	.FO	.FR	.NK	.VB	.VG	.VM
	G24q-2 2x18W 	445x80x95	FP221	.CR	.FA	.FO	.FR	.NK	.VB	.VG	.VM
	R7s 78mm 3x100W 	640x80x95	FP301	.CR	.FA	.FO	.FR	.NK	.VB	.VG	.VM
	T5 24W 	640x80x95	FP311	.CR	.FA	.FO	.FR	.NK	.VB	.VG	.VM
	2G11 55W 	640x80x95	FP321	.CR	.FA	.FO	.FR	.NK	.VB	.VG	.VM
	T5 39W 	940x80x95	FP411	•	.FA	.FO	.FR	•	.VB	.VG	.VM
	2G11 2x36W 	940x80x95	FP421	•	.FA	.FO	.FR	•	.VB	.VG	.VM
	T5 54W 	1240x80x95	FP511	•	.FA	.FO	.FR	•	.VB	.VG	.VM
	2G11 2x55W 	1240x80x95	FP521	•	.FA	.FO	.FR	•	.VB	.VG	.VM
	T5 80W 	1540x80x95	FP551	•	.FA	.FO	.FR	•	.VB	.VG	.VM

Finitura - Finish - Abschließen



.CR




.FA




.FO




.FR



.NK



.VB



.VG



.VM



flap glass

design Vincenzo Missanelli 2008

armoniae linearità


Armonia e linearità della struttura in acciaio, con le superfici levigate del vetro, creano effetti di luce diretta e diffusa, mettendo in risalto la plasticità delle forme.

harmony and linearity

Harmony and linearity of the steel structure, with polished surfaces of the glass, creating direct and diffused light effects, highlighting the plasticity of form.

Harmonie und Linearität

Harmony und Linearität der Stahlkonstruktion, mit polierten Oberflächen des Glases, schafft direktes und indirektes Licht Effekte, Hervorhebung der Plastizität der Form.
















flapglass



		Elettrificazione	Dimensioni LxHxS	Codice Vetro opalino bianco	Codice Vetro sabbiato trasparente
		R7s 78mm 120W	339x105x112	FP611	FP711
		G24q-3 26W	339x105x112	FP612	FP712
		R7s 78mm 2x80W	504x105x112	FP621	FP721
		G24q-2 2x18W	504x105x112	FP623	FP723
		R7s 78mm 3x80W	699x105x112	FP631	FP731
		T5 24W	699x105x112	FP632	FP732
		2G11 55W	699x105x112	FP633	FP733
		T5 39W	999x105x112	FP642	FP742
		2G11 2x36W	999x105x112	FP643	FP743
		T5 2x24W	699x112x275	FP653	FP753
		T5 2x39W	999x112x275	FP655	FP755
		T5 2x24W	699x112x275 h max 1300	FP663	FP763
		T5 2x39W	999x112x275 h max 1300	FP665	FP765

Montatura in acciaio inox e alluminio, vetro diffusore opalino bianco o sabbiato bordi trasparenti.
 Frame made of stainless steel and aluminum, glass diffuser sanded or white opal, transparent edges.
 Rahmen aus Edelstahl und Aluminium, satiniertem oder weißem Opalglas-Diffusor, transparente Kanten



cuky

Luce dietro le linee

Linee parallele e incrociate con finiture d'arredo nascondono la luce per renderla in un gioco di luci e ombre. La serie Cuky nelle diverse dimensioni e finiture è perfetta per un arredo scenico, e per soluzioni anche specifiche nell'ambiente bagno.



Light behind the lines

Parallel and crossed lines, with decorative surfaces that hide the light, and a play of light and shadows. The series CUKY in various sizes and finishing is perfect for furnishing, and specific solutions, even in the bathroom.

Licht hinter den Linien

Parallele und gekreuzten Linien, mit dekorativen Oberflächen, die das Licht verstecken, und einem Spiel von Licht und Schatten machen. Die Serie CUKY in verschiedenen Größen und Ausführungen eignen sich perfekt für Einrichtung, und spezifische Lösungen, auch im Badezimmer.

































cuky



		Elettrificazione	Dimensioni LxHxS	Codice	Foglia argento	Foglia oro	Foglia rame	Inox lucido	Inox satinato	Verniciato Bianco	Verniciato Grigio	Verniciato Moka
		G9 42W	78x105x85	CK101	.FA	.FO	.FR	.IN	.IS	.VB	.VG	.VM
		R7s 118mm 120W	217x80x85	CK201	.FA	.FO	.FR	.IN	.IS	.VB	.VG	.VM
		G24q-3 26W	217x80x85	CK211	.FA	.FO	.FR	.IN	.IS	.VB	.VG	.VM
		E27 max 21W es	217x80x85	CK227	.FA	.FO	.FR	.IN	.IS	.VB	.VG	.VM
Finitura - Finish - Abschließen												
												
.FA		.FO	.FR	.IN	.IS	.VB	.VG	.VM				
		G9 42W	88x105x85	CK301	vetro diffusore / glass diffuser / glas-diffusor							
		R7s 118mm 120W	227x80x85	CK401	vetro diffusore / glass diffuser / glas-diffusor							
		G24q-3 26W	227x80x85	CK411	vetro diffusore / glass diffuser / glas-diffusor							
		E27 max 21W es	227x80x85	CK427	vetro diffusore / glass diffuser / glas-diffusor							

Montatura in acciaio inox. Vetro diffusore bianco lucido - Frame made of stainless steel. Glass diffuser in gloss white - Rahmen aus Edelstahl. Glas-Diffusor in Weiß glänzend.



fluid

design Vincenzo Missanelli 2009

eclettica, sobria, essenziale


Eclettica, sobria ed essenziale.
La combinazione trasversale di
effetti di luce dona all'ambiente
un'atmosfera elegante e suggestiva
in un gioco di pieni e di vuoti.

Eclectic, simple, essential



Eclectic, simple and essential.
The combination of cross-effects of
light gives an elegant and charming
environment in a game with full and
empty.


Vielseitig, einfach, wesentlich

Vielseitig, einfach und wesentlich.
Die Kombination von Querschnitt
Wirkungen des Lichts vermittelt einen
eleganten und charmanten Umgebung in
ein Spiel mit vollen und leeren.









fluid glass

design Vincenzo Missanelli 2011

Essenziale linea diluce

Il vetro come linea di luce essenziale e sobria unita a sorgenti luminose a risparmio energetico, per una sorgente luminosa eclettica e di impatto.

Essential light line

Glass as a line of essential and sober light sources combined with energy-saving lamps, for an eclectic and compelling light source.

Wesentliche Licht Linie

Glas als eine Reihe von essentiellen und nüchtern Lichtquellen mit Energiesparlampen kombiniert, für eine eklektische und überzeugende Lichtquelle.



reflex

design Vincenzo Missanelli 2009

dinamicità **semplicità**

Luce funzione e tecnologia fluiscono nella dinamicità e semplicità di impatto. Facilmente inseribile in qualsiasi ambiente, sia classico che moderno.

Dynamism **and simplicity**

Light function and technology flow in the dynamic and ease of impact. Fits easily into any environment, both classical and modern.

Dynamik **und Einfachheit**

Licht Funktion und Technik fließen in die dynamische und leichte Auswirkungen. Passt problemlos in jede Umgebung, sowohl klassische als auch modern.





reflex fluid varianti colore

BIANCO

INOX
SATINATO

INOX
LUCIDO

FOGLIA
ORO









FOGLIA
RAME

VERNICIATO
MOKA



















FOGLIA
ARGENTO

Verniciato
Grigio



reflex

		Elettrificazione	Dimensioni LxHxS	Codice	Foglia Argento	Foglia Oro	Foglia Rame	Inox Lucido	Inox Satinato	Verniciato Bianco	Verniciato Grigio	Verniciato Moka
		R7S 78mm 120W	300x170x80	RX101	.FA	.FO	.FR	.IN	.IS	.VB	.VG	.VM
		G24q-3 26W	300x170x80	RX111	.FA	.FO	.FR	.IN	.IS	.VB	.VG	.VM
		R7S 78mm 2x80W	500x170x80	RX201	.FA	.FO	.FR	.IN	.IS	.VB	.VG	.VM
		G24q-3 2x26W	500x170x80	RX211	.FA	.FO	.FR	.IN	.IS	.VB	.VG	.VM

fluid

		R7S 78mm 120W	300x85x80	FD101	.FA	.FO	.FR	.IN	.IS	.VB	.VG	.VM
		G24q-3 26W	300x85x80	FD111	.FA	.FO	.FR	.IN	.IS	.VB	.VG	.VM
		R7S 78mm 2x80W	500x85x80	FD201	.FA	.FO	.FR	.IN	.IS	.VB	.VG	.VM
		G24q-3 2x26W	500x85x80	FD211	.FA	.FO	.FR	.IN	.IS	.VB	.VG	.VM
		R7S 78mm 3x80W	700x85x80	FD301	.FA	.FO	.FR	.IN	.IS	.VB	.VG	.VM
		T5 24W	700x85x80	FD311	.FA	.FO	.FR	.IN	.IS	.VB	.VG	.VM
		2G11 55W	700x85x80	FD321	.FA	.FO	.FR	.IN	.IS	.VB	.VG	.VM
		T5 39W	1000x85x80	FD339	.FA	.FO	.FR	.IN	.IS	.VB	.VG	.VM
		T5 54W	1300x85x80	FD354	.FA	.FO	.FR	.IN	.IS	.VB	.VG	.VM

fluid glass

		R7S 78mm 80W	300x85x80	FD401	Vetro biancolatte lucido / Glossy white glass / Glänzend weißem Milch Glas							
		G24q-3 26W	300x85x80	FD411	Vetro biancolatte lucido / Glossy white glass / Glänzend weißem Milch Glas							
		R7S 78mm 2x80W	500x85x80	FD501	Vetro biancolatte lucido / Glossy white glass / Glänzend weißem Milch Glas							
		G24q-3 2x26W	500x85x80	FD511	Vetro biancolatte lucido / Glossy white glass / Glänzend weißem Milch Glas							
		R7S 78mm 3x80W	700x85x80	FD601	Vetro biancolatte lucido / Glossy white glass / Glänzend weißem Milch Glas							
		T5 24W	700x85x80	FD611	Vetro biancolatte lucido / Glossy white glass / Glänzend weißem Milch Glas							
		2G11 55W	700x85x80	FD621	Vetro biancolatte lucido / Glossy white glass / Glänzend weißem Milch Glas							



stream

design Vincenzo Missanelli 2009

Rarefatta eastratta

Stream rarefatta e astratta come un out line grafico con filo di luce orizzontale.


Rarefied andabstract

Stream, Rarefied and abstract as an outline chart with horizontal line of light.

Rarefied undabstrakt

Stream, verdünnt und abstrakt wie eine Übersicht Diagramm mit horizontalen Linie des Lichts.





mood

design Vincenzo Missanelli 2009

suggestione di luce

Mood, impercettibile simulazione con suggestione chiaroscurale di eleganza e luce.

Suggestion of light

Mood, inaudible simulation with elegance and charm of chiaroscuro lighting.





Anregung des Lichts

Mood, feine Simulation mit Eleganz und Charme des Helldunkel Beleuchtung.




















mood

		Elettrificazione	Dimensioni LxHxS	Codice	Foglia Argento	Foglia Oro	Foglia Rame	Inox Lucido	Inox Satinato	Verniciato Bianco	Verniciato Grigio	Verniciato Moka
		R7s 78mm 120W	340x170x72	MD101	.FA	.FO	.FR	.IN	.IS	.VB	.VG	.VM
		R7s 78mm 2x80W	500x170x72	MD201	.FA	.FO	.FR	.IN	.IS	.VB	.VG	.VM
		G24q-2 2x18W	500x170x72	MD211	.FA	.FO	.FR	.IN	.IS	.VB	.VG	.VM

stream

		R7s 78mm 120W	233x90x78	ST101	.FA	.FO	.FR	.IN	.IS	.VB	.VG	.VM
		G24q-3 26W	233x90x78	ST111	.FA	.FO	.FR	.IN	.IS	.VB	.VG	.VM
		R7s 78mm 2x80W	398x90x78	ST201	.FA	.FO	.FR	.IN	.IS	.VB	.VG	.VM
		2G11 24W	398x90x78	ST211	.FA	.FO	.FR	.IN	.IS	.VB	.VG	.VM
		G24q-2 2x18W	398x90x78	ST221	.FA	.FO	.FR	.IN	.IS	.VB	.VG	.VM
		R7s 78mm 3x80W	593x90x78	ST301	.FA	.FO	.FR	.IN	.IS	.VB	.VG	.VM
		T5 24W	593x90x78	ST311	.FA	.FO	.FR	.IN	.IS	.VB	.VG	.VM
		2G11 55W	593x90x78	ST321	.FA	.FO	.FR	.IN	.IS	.VB	.VG	.VM

Finitura - Finish - Abschließen



.FA




.FO




.FR




.IN



.IS



.VB



.VG



.VM

pop

design Vincenzo Missanelli

Semplicità strutturale, tecnologia innovativa

L'evidenza materica del polietilene e i colori allegri carichi di vibrazioni del manufatto, conferiscono all'ambiente calore e intimità. POP nella versione fotoluminescente rilascia, quando l'apparecchio è spento, la luce accumulata durante l'utilizzo fino ad esaurimento. La serie POP è un prodotto particolarmente adatto ad un'utenza giovanile, per camerette, sia per il contract.


Structural simplicity, innovative technology


The evidence of polyethylene material and bright colors and full of vibration of the structure, give the environment warm and intimacy. POP in photoluminescent version releases, when the power is off, the light accumulated during use until exhaustion. The series POP is a product particularly suitable for young people, both for contract.

Strukturelle Einfachheit, innovative Technologie



Der Nachweis der Polyethylen-Material und helle Farben und voller Schwingungen der Struktur, geben die Umgebung warm und Intimität. POP in den Lumineszenzen Versionen, wenn das Gerät ausgeschaltet ist, löst die akkumulierte Licht bis zur Erschöpfung. POP Serie ist ein Produkt besonders geeignet für junge Menschen, sowohl für Contract.









pop1

		Elettrificazione	Dimensioni LxHxS	Codice	Arancio	Avorio	Bianco	Celeste	Verde
		E27 ES 24W	405x120x130	PP101	.AR	.AV	.BC	.CL	.VR

pop2

		Elettrificazione	Dimensioni LxHxS	Codice	<u>Arancio</u> Bianco	<u>Avorio</u> Bianco	<u>Bianco</u> Bianco	<u>Celeste</u> Bianco	<u>Verde</u> Bianco
		E27 ES 2x24W	405X240X130	PP302	.AR	.AV	.BC	.CL	.VR



ARANCIO



AVORIO



BIANCO



CELESTE



VERDE

- Struttura in metallo verniciato bianco, frontale in polietilene colorato, chiusure in lexan. I frontali arancio, avorio, verde sono fotoluminescenti, nel buio emettono un alone di luce fino ad esaurimento della carica accumulata nei periodi di luce o di accensione della lampada stessa. Il frontale bianco non e' fotoluminescente. Installare esclusivamente lampadine a basso consumo energetico a fluorescenza o led . Non e' consentito installare lampade a incandescenza o lampade alogene di nessun tipo.

- White painted metal, front colored polyethylene, Lexan closure. The fronts orange, ivory and green are Photoluminescence. In the dark they emit an aura of light until all the charge accumulated during periods of light or ignition of the lamp. The white front is not photoluminescent. Only install energy saving light bulbs, fluorescent or LED.

It is not allowed to install incandescent or halogen lamps of any kind.

- Weiß lackiertem Metall, Vorderseite in farbigen Polyethylen, Lexan Schließung. Die Vorderseiten Orange, Elfenbein, und Grün sind Photolumineszenz;

In den dunklen emittieren sie eine Aura des Lichts, bis die Ladung, während der Perioden des Lichts oder die Zündung der Lampe angesammelt, erschöpft ist. Die weiße Front ist nicht Photolumineszente. Installieren Sie nur Energiesparlampen, Leuchtstoffröhren oder LED. Es ist nicht erlaubt, Glüh-oder Halogenlampen jeglicher Art zu installieren.



lighting solution



ady 54



eye 55



archimede 82



euclide 79




orione 84



dedalo 60



giunone 56



pitagora 80



teo 75



demetra 52



luna 72



sirio 68



teseo 83



diomede 50



mercury 66



spyker 77



vely 85



Base parete

DD101
Led 7W 350ma 3000°
L 120 x Sp. 100 x H 85



Attacco specchio

DD111
Led 7W 350ma 3000°
L 120 x Sp. 75 x H 20



Attacco staffa

DD131
Led 7W 350ma 3000°
L 120 x Sp. 85 x H 85



Clips

DD191
Led 7W 350ma 3000°
L 120 x Sp. 85 x H 40

Struttura in alluminio. Aluminium structure. Struktur aus Aluminium.



Struttura in alluminio.
Aluminium structure. Struktur aus Aluminium.



Base parete

DD301

Led 3x2W 500ma 3000°
L 80 x Sp.140 x H 85



Base parete

DD501

Led 3x2W 500ma 3000°
L 80 x Sp.140 x H 85



Attacco specchio

DD311

Led 3x2W 500ma 3000°
L 80 x Sp.115 x H 20



Attacco specchio

DD511

Led 3x2W 500ma 3000°
L 80 x Sp.115 x H 20



Attacco staffa

DD331

Led 3x2W 500ma 3000°
L 80 x Sp.125 x H 85



Attacco staffa

DD531

Led 3x2W 500ma 3000°
L 80 x Sp.125 x H 85



Clips

DD391

Led 3x2W 500ma 3000°
L 80 x Sp.125 x H 40



Clips


DD591

Led 3x2W 500ma 3000°
L 80 x Sp.125 x H 40





Cr Nk Vb Br Vm Bz



 Base parete


DM50I
G9 42W
L 50 x Sp.150 x H 25



 Attacco staffa


DM53I
G9 42W
L 50 x Sp.150 x H 25



 Base parete

DM60I
Led 3x2W 500ma 3000°
L 50 x Sp.150 x H 25



 Attacco staffa

DM63I
Led 3x2W 500ma 3000°
L 50 x Sp.150 x H 25


Struttura in ottone. Brass structure. Messingstruktur.




Cr Nk Vb Br Bz Vm

Struttura in ottone. Brass structure. Messingstruktur.




 Base parete


DM101

 R7s 78mm 80w
L 50 x 50 Sp. 175



 Base parete

DM201

 G9 60w / G9 11W ES
L 50 x 50 Sp. 175



Struttura in ottone. Brass structure. Messingstruktur.



Base parete

AD151

R7s 78mm 150w
L 180 x Sp. 205 max



Cr Vb Vm



Base parete

EY101

L 70 x sp. 100 x H 114
GU10 max 50W HALO-LED-ES



Clips

EY191

L 70 x sp. 100 x H 114
GU10 max 50W HALO-LED-ES

Struttura alluminio e ottone. Possibilità di montaggio lampada GU 10 Led- Halo- Basso consumo.
Structure of aluminum and brass. Ability to mount LED lamp GU 10-Halo-Low consumption.
Struktur aus Aluminium und Messing. Möglichkeit Halo-LED GU10 Lampe, geringer Stromverbrauch, zu montieren.

Giunone



Base parete

GN352

Led SMD 5W 12V 3000°
L 300 x Sp. 130 x H 60



Attacco staffa

GN332

Led SMD 5W 12V 3000°
L 300 x Sp. 130 x H 60

Struttura in ottone. Brass structure. Messingstruktur.



Base parete

GN252

G9 2x42W
L 300 x Sp. 130 x H 60



Attacco staffa

GN232


G9 2x42W
L 300 x Sp. 130 x H 60

Struttura in ottone. Brass structure. Messingstruktur.

Giunone



Struttura in ottone. Brass structure. Messingstruktur.



Base parete

GN152

G9 2x40W max
L 300 x Sp. 230 max



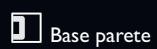
Base parete

GN154

G9 4x40W max
L 593 x Sp. 230 max



Struttura in ottone. Brass structure. Messingstruktur.




Base parete

GN575

T5 24W
L 625 x Sp. 260 x H 48

GN675

LED SMD 9W 12V DC
L 625 x Sp. 260 x H 48



Base parete

GN775

T5 39W
L 925 x Sp. 260 x H 48



Nk Cr Ol Bz Br

Struttura in ottone. Brass structure. Messingstruktur.




Base parete

DE25 I
R7s 118mm 80w
L 300 x Sp. 90 x H 40

Attacco staffa


DE23 I
R7s 118mm 80w
L 300 x Sp. 121 x H 40



Nk Cr Ol Bz Br Fop Fap

Struttura in ottone. Brass structure. Messingstruktur.




 Base parete

DE575
T5 24W
L 645 x Sp. 148 x H 40

DE675
LED SMD 9W 12V DC
L 645 x Sp. 148 x H 40




 Attacco staffa

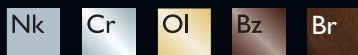
DE570
T5 24W
L 645 x Sp. 110 x H 110

DE680
LED SMD 9W 12V DC
L 645 x Sp. 110 x H 110



 Base parete

DE775
T5 39W
L 945 x Sp. 148 x H 40



Struttura in ottone vetro pirex satinato.
Brass structure, pirex satined glass. Messingstruktur, satiniertes Pirex Glas.



Base parete



DE161

G9 2x28W max
L 230 x Sp. 110 x H 47

DE162

G9 4x28W max
L 410 x Sp. 110 x H 47



Attacco staffa





DE131

G9 2x28W max
L 230 x Sp. 121

DE132

G9 4x28W max
L 410 x Sp. 120



Struttura in ottone vetro pirex satinato.
Brass structure, pirex satined glass. Messingstruktur, satiniertes Pirex Glas.



Base parete

DE151
G9 2x28W max
L 230 x Sp. 92 x H 47



Base parete

DE152
G9 4x28W max
L 410 x Sp. 92 x H 47



Nk

Cr

Ol

Bz

Br

Struttura in ottone. Brass structure. Messingstruktur.



Base parete

DE351

R7s 78mm 80w
L 200 x Sp. 92 x H 47



Attacco staffa

DE331

R7s 78mm 80w
L 200 x Sp. x 121 x H 47



Nk Cr Ol Bz Br



Base parete

DE451

R7s 118mm 120w
L 340 x Sp. 92 x H 47



Attacco staffa

DE431

R7s 118mm 120w
L 340 x Sp. 121 x H 47



Base parete

DE475

T5 24W
L 615 x Sp. 145 x H 47



Attacco staffa

DE470

T5 24W
L 615 x Sp. 115 x H 115

Struttura in ottone. Brass structure. Messingstruktur.

Mercury




Nk

Cr

Struttura in ottone vetro pirex.
Brass structure, pirex glass.
Messingstruktur, Pirex Glas.



 Base parete

MR301

R7s 78mm 120w
L 200 x Sp. 118 x H 40

MR302

R7s 118mm 120w
L 340 x Sp. 118



 Attacco staffa


MR331

R7s 78mm 120W
L 200 x Sp. 125

MR332


R7s 118mm 120W
L 340 x Sp. 118



 Base parete

MR401

R7s 78mm 120W
L 200 x Sp. 125 x H 100

 Base parete

MR402

R7s 118mm 120W
L 340 x Sp. 125 x H 100





Nk

Cr

Struttura in ottone. Brass structure. Messingstruktur.




 Base parete

MR575
 T5 24 W
 L 615 x Sp. 153 x H 45
MR675
 LED SMD 9W 12V DC
 L 615 x Sp. 153 x H 45




 Attacco staffa


MR570
 T5 24 W
 L 615 x Sp. 115 x H 115
MR670
 LED SMD 9W 12V DC
 L 615 x Sp. 115 x H 115




Struttura in ottone. Brass structure. Messingstruktur.





 Base parete

SR101
 G9 1x28W max
 L 70 x Sp. 115




 Base parete

SR151
 G9 1x28W max
 L 70 x Sp. 115



 Clips

SR191
 G9 1x28W max
 L 60 x Sp. 115



Nk

Cr

Ol

Bz

Br


Struttura in ottone. Brass structure. Messingstruktur.



Base parete

SR152

G9 2x28W max
L 225 x Sp. 135 x H 95



Base parete

SR162

G9 2x28W max
L 225 x Sp. 120 x H 42



Attacco staffa

SR132

G9 2x28W max
L 225 x Sp. 135



Nk

Cr

Ol

Bz

Br



Base parete

SR154

G9 4x28W max
L 400 x Sp. 135 x H 95



Base parete

SR164

G9 4x28W max
L 400 x Sp. 120 x H 42


Struttura in ottone. Brass structure. Messingstruktur.



Nk Cr Ol Bz Br Fop Fap

Struttura in ottone. Brass structure. Messingstruktur.



 Base parete

SR575
T5 24W
L 625 x Sp. 160 x H 107

SR675
LED SMD 9W 12V DC
L 625 x Sp. 160 x H 107



 Attacco staffa

SR570
T5 24W
L 625 x Sp. 135 x H 135

SR670
LED SMD 9W 12V DC
L 625 x Sp. 135 x H 135



Nk

Cr


Ol


Bz

Br


Struttura in ottone vetro pirex.
Brass structure, pirex glass. Messingstruktur, Pirex Glas.




 Base parete


LU154
 G9 4x28W max
 L 390 x Sp. 110 x H 120



 Base parete

LU254
 G9 4x28W max
 L 390 x Sp. 110



 Attacco staffa

LU134
 G9 4x28W max
 L 390 x Sp. 120



Nk

Cr


Ol

Bz

Br

Struttura in ottone. Brass structure. Messingstruktur.



 Base parete

LU575
T5 24W
L 590 x Sp. 150 x H 107

LU675
LED SMD 9W 12V DC
L 590 x Sp. 150 x H 107



 Attacco staffa

LU570
T5 24W
L 590 x Sp. 135 x H 135

LU670
LED SMD 9W 12V DC
L 590 x Sp. 135 x H 135



Nk

Cr

Ol

Bz

Br

Struttura in ottone vetro pirex.
Brass structure, pirex glass. Messingstruktur, Pirex Glas.



Base parete

LU152

G9 2x28W max
L 220 x Sp. 85 x H 96



Attacco staffa

LU132

G9 2x28W max
L 220 x Sp. 85



Base parete

LU252

G9 2x28W max
L 220 x Sp. 85



Nk

Cr



TE1--

SATINATO



TE2-

RIGATO



Base parete

TE-22

G9 2x28W max
L 240 x Sp. 135 x H 70



Attacco staffa

TE-32

G9 2x28W max
L 240 x Sp. 135

Struttura in ottone vetro pirex.
Brass structure, pirex glass. Messingstruktur, Pirex Glas.



Nk

Cr

Struttura in ottone vetro pirex.
Brass structure, pirex glass. Messingstruktur, Pirex Glas.



VETRO SATINATO



Soffitto

TE143

G9 3x28W max
L 360 x H 200



VETRO RIGATO



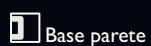
Soffitto

TE243

G9 3x28W max
L 360 x H 200



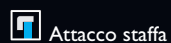
Struttura in ottone.
Brass structure. Messingstruktur.



SK301 BASE TONDA
G9 42W
L 100 x Sp. 130



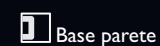
SK351 BASE QUADRA
G9 42W
L 100 x Sp. 130



SK331
G9 42W
L 100 x Sp. 120



SK391
G9 42W
L 100 x Sp. 120




SK401 BASE TONDA
G9 42W
L 80 x Sp. 130



SK451 BASE QUADRA
G9 42W
L 80 x Sp. 130



SK431
G9 42W
L 80 x Sp. 120



SK491
G9 42W
L 80 x Sp. 120



Nk


Cr

Struttura in alluminio.

Alluminium structure. Struktur aus Aluminium.



Base parete



VETRO RIGATO

SK101

G9 60W
D 80 x H 133




Base parete




VETRO SATINATO

SK201

G9 60W
D 80 x H 133



Struttura in ottone vetro pirex.
Brass structure, pirex glass. Messingstruktur, Pirex Glas.



Base parete



Attacco staffa

EU25 I

R7s 78mm 120W
L 253 x Sp. 145 x H 90

EU23 I

R7s 78mm 120W
L 253 x Sp. 145 x H 90

EU35 I

R7s 118mm 160W
L 270 x Sp. 145 x H 90




Nk

Cr

Struttura in ottone vetro pirex.
Brass structure, pirex glass. Messingstruktur, Pirex Glas.



 Base parete

 Attacco staffa

PT35 I

R7s 78mm 120W
L 230 x Sp. 130 x H 45

PT45 I


R7s 118mm 160W
L 280 x Sp. 130 x H 45

PT33 I

R7s 78mm 120W
L 230 x Sp. 130

PT43 I


R7s 118mm 160W
L 280 x Sp. 130



Nk

Cr

Struttura in ottone, vetro sabbiato bordo trasparente.
Brass structure, tempered glass satin-transparent.
Messingstruktur, sandgestrahltes Glas klar im Vorteil.



Base parete



Attacco staffa



Soffitto

PT151

R7s 78mm 120W
L 180 x Sp. 145 x H 90

PT251

R7s 118mm 160W
L 235 x Sp. 185 x H 115

PT851

R7s 118mm 160W
L 280 x Sp. 200 x H 145

PT131

R7s 78mm 120W
L 180 x Sp. 145 x H 45

PT231

R7s 118mm 160W
L 235 x Sp. 185 x H 45

PT843

R7s 118mm 160W
L 280 x H 345




Nk

Cr

Struttura in ottone vetro pirex.
Brass structure, pirex glass. Messingstruktur, Pirex Glas.



Argento / Silver



Oro / Gold



Base parete

AH151

R7s 78mm 120W
L 211 x Sp. 140 x H 95



Nk

Cr

Struttura in ottone vetro pirex.
Brass structure, pirex glass. Messingstruktur, Pirex Glas.



Base parete

TS151

R7s 78mm 120W
L 211 x Sp. 140 x H 40



Base parete


TS251

R7s 78mm 120W
L 211 x Sp. 140 x H 109



Struttura in ottone vetro pirex.
Brass structure, pirex glass. Messingstruktur, Pirex Glas.



 Base parete

OR151
R7s 78mm 120W
L 200 x Sp. 77 x H 48

OR152
R7s 78mm 2x80W
L 390 x Sp. 77 x H 48



 Attacco staffa

OR131
R7s 78mm 120W
L 200 x Sp. 118

OR132
R7s 78mm 2x80W
L 390 x Sp. 118



In

Montatura acciaio inox,
vetro sabbiato, bordo
trasparente.
Stainless steel structure
tempered glass
satin-transparent.
Struktur aus Edelstahl,
mildertes Glas,
transparente Kante.



Base parete



Soffitto

VE901

2G11 55W
L 180 x 780 x H 70

VE952

2G11 2x55W
L 270 x 780 x H 70



Base parete



Soffitto

VE852

2G11 2x24W
L 270 x 500 x H 70

VE872

2G11 2x24W
L 360 x 600 x H 70



Base parete



Soffitto

VE801

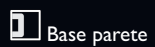
2G11 24W
L 120 x 500 x H 70

VE821

2G11 24W
L 270 x 500 x H 70



Montatura acciaio inox, vetro sabbiato, bordo trasparente.
Stainless steel structure tempered glass satin - transparent.
Struktur aus Edelstahl, mildertes Glas, transparente Kante.



Base parete



Soffitto

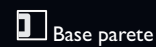


VE492

R7s 78mm 120W
L 310 x 310 x H 63

VE592

R7s 78mm 120W
L 260 x 360 x H 63



Base parete



Soffitto



VE402

R7s 78mm 120W
L 310 x 310 x H 63
CONVETRO FUSIONE

VE502

R7s 78mm 120W
L 260 x 360 x H 63
CONVETRO FUSIONE



Frost



Yellow



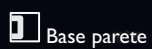
Orange



Blue



Montatura acciaio inox, vetro sabbiato, bordo trasparente.
Stainless steel structure tempered glass satin - transparent.
Struktur aus Edelstahl, mildertes Glas, transparente Kante.



Base parete



Soffitto

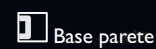


VE691

R7s 78mm I20W
L 280 x 100 x H 63

VE692

R7s 78mm I20W
L 460 x 100 x H 63



Base parete



Soffitto



VE601

R7s 78mm I20W
L 280 x 100 x H 63
CON VETRO FUSIONE

VE602

R7s 78mm I20W
L 460 x 100 x H 63
CON VETRO FUSIONE



Frost



Yellow



Orange



Blue



Montatura acciaio inox, vetro sabbiato, bordo trasparente.
Stainless steel structure tempered glass satin - transparent.
Struktur aus Edelstahl, mildertes Glas, transparente Kante.



Base parete



Soffitto



VE792

R7s 78mm 120W
D 430 x H 63



Base parete



Soffitto



VE702

R7s 78mm 120W
D 430 x H 63
CON VETRO FUSIONE



Frost



Yellow



Orange



Blue

decorative



clips 98



crystal 90



lucy 91



globo 97



marylin 94



romantic 93



staffa 99



iris 95



romantic 93



stacy 92



tuly 96

Crystal

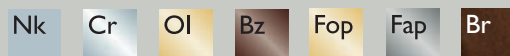


CT I43
Ø 320 - H 180 mm
G9 3x28W



CT I01
L 70 - S 140
H 120 mm
G9 28W

Struttura in ottone. Brass structure. Messingstruktur.



CT102
L 230 - H 150
S 140 mm
G9 2x28W



CT111
Ø 80 - H 160
S 140 mm
G9 28W




CT121
L 80
S 120 mm
G9 28W



CT144
Ø 370 - H 140 mm
G9 3x28W




CT151
Ø 80 - H 120
S 140 mm
G9 28W



CT152
L 320 - H 120
S 160 mm
G9 2x28W



CT161
Ø 80
S 120 mm
G9 28W



CT162
L 320
S 120 mm
G9 2x28W




LY543
Ø 320 - H 190 mm
G9 3x28W

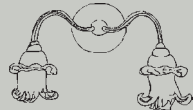


LY552
L 320 - H 120
S 160 mm
G9 2x28W

Struttura in ottone, vetro ambra trasparente. Brass structure, transparent and amber glass. Messingstruktur, durchsichtiges Bernstein Glas.



LY501
L 70 - S 160
H 120 mm
G9 28W



LY502
L 240 - H 150
S 160 mm
G9 2x28W



LY511
L 70
S 140 mm
G9 28W




LY521
L 80
S 140 mm
G9 28W



LY544
Ø 370
H 160 mm
G9 3x28W



LY551
Ø 80 - H 120
S 160 mm
G9 28W



LY561
Ø 80
S 140 mm
G9 28W



LY562
L 320
S 140 mm
G9 2x28W




TY501
Ø 100 - S 160 - H 170 mm
G9 28W



TY543
Ø 340 - H 240 mm
G9 3x28W

Struttura in ottone, cristallo ottico trasparente. Brass structure transparent optical crystal. Messingstruktur, durchsichtiger optischer Kristall.



TY502
L 230 - S 160
H 180 mm
G9 2x28W



TY511
Ø 100
S 140 mm
G9 28W



TY521
Ø 100
S 160 mm
G9 28W



TY544
Ø 360
H 200 mm
G9 3x28W




TY551
Ø 100 - H 160
S 160 mm
G9 28W



TY552
L 320 - H 160
S 160 mm
G9 2x28W



TY561
Ø 100
S 160 mm
G9 28W



TY562
L 320
S 160 mm
G9 2x28W



RM101




RM143



RM202

Struttura in ottone. Brass structure. Messingstruktur.



Per Lampada
RM101

Per paralume
RM201
L 80 - S 170 - H 250 mm
E14 28W



Per Lampada
RM143

Per paralume
RM243
L 260 - S 160 - H 250 mm
E14 2X28W



Per Lampada
RM102

Per paralume
RM202
Ø 320 - H 300 mm
E14 3X28W

Marylin

MA144
 Ø 370 - H 200 mm
 E14 3x28W




MA101
 Ø 100 - S 160 - H 170 mm
 E14 28W




MA102
 L 230 - S 160 - H 180 mm
 E14 2x28W




Struttura in ottone. Brass structure. Messingstruktur.



MA151
 Ø 100 - H 160
 S 160 mm
 E14 28W



MA152
 H 160 - S 155
 L 320 mm
 E14 2x28W



MA162
 L 320
 S 160 mm
 E14 2x28W



MA121
 Ø 100
 S 160 mm
 E14 28W



MA143
 Ø 340
 H 240 mm
 E14 3x28W



MA161
 Ø 100
 S 160 mm
 E14 28W

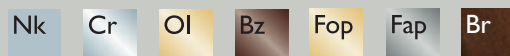


IRI52
L 320 - S 140 mm
E14 2x28W



IRI01
Ø 85 - S 160 - H 170 mm
E14 28W

Struttura in ottone, cristallo ottico disponibile nei colori: rosa, blu, ambra e trasparente. Brass structure, optic crystal colour: pink, blue, amber, transparent.



Colori disponibili - Available colours



Trapiante
Transparent

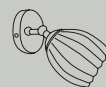
Blu
Blue

Rosa
Pink

Ambra
Amber



IRI02
L 230 - S 160
H 160 mm
E14 2x28W



IRI21
Ø 85
S 160 mm
E14 28W



IRI61
Ø 85
S 160 mm
E14 28W



IRI51
Ø 85 - H 160
S 160 mm
E14 28W



IRI62
L 320
S 160 mm
E14 2x28W



IRI44
Ø 330
L 200 mm
E14 3x28W



IRI43
Ø 330
L 220 mm
E14 3x28W

TUI52

320x210 - S 180 mm
E14 2x28W



TUI43

Ø 350 - H 235 mm
E14 3x28W

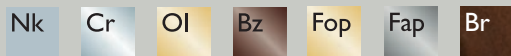


TUI21

Ø 150 - H 180 mm
E14 28W



Struttura in ottone, vetro satinato. Su richiesta si forniscono binari per una lunghezza max di 1000 mm fino ad un max di 5 luci
Brass structure, satin-finished glass. As your request we can provide wall bracket for a maximum length of 1000 mm until a max of 5 lights.



TUI01

Ø 150 - H 210
S 205 mm
E14 28W



TUI51

Ø 150 - H 200
S 205 mm
E14 28W



TUI44

Ø 350 - H 235 mm
E14 3x28W



TUI62

320 - H 180 mm
E14 2x28W



TUI61

Ø 85 - H 185 mm
E14 28W



TUI11

Ø 150 - H 210
S 175 mm
E14 28W



TUI02

Ø 240 - H 225 - S 210 mm
E14 2x28W



GL244


Ø 350 - H 235 mm
E14 3x28W

GL202

Ø 310 - H 220 - S 175 mm
E14 2x28W



Vetro soffiato lucido. Glass polished. Glänzendem, geblasenem Glas.



GL201

Ø 120 - H 200 - S 190 mm
E14 28W



GL221

Ø 120 - H 190 mm
E14 28W



GL261

Ø 120 - H 180 mm
E14 28W



GL251

Ø 120 - H 190 - S 190 mm
E14 28W



GL243

Ø 350 - H 235 mm
E14 3x28W



GL252

320x210 - S 180 mm
E14 2x28W



GL211

Ø 120 - H 200 - S 165 mm
E14 28W

Clips



- Nk
- Cr
- Ol
- Bz
- Fop
- Fap
- Br

Serie Stacy



TY59I
S 140 mm
G9 28W

Serie Lucy



LY59I
S 150 mm
G9 28W

Serie Globo



GL29I
S 170 mm
E14 28W

Serie Iris



IR19I
S 150 mm
E14 28W

Serie Marilyn



MA19I
S 150 mm
E14 28W

Serie Crystal

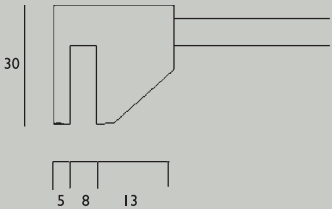


CT19I
S 140 mm
G9 28W

Serie Tuly



TU19I
S 170 mm
E14 28W





Serie Stacy



TY53I
S 140 mm
G9 28W

Serie Lucy



LY53I
S 150 mm
G9 28W

Serie Globo



GL23I
S 170 mm
E14 28W

Serie Iris



IR13I
S 150 mm
E14 28W

Serie Marylin



MA13I
S 150 mm
E14 28W

Serie Crystal



CT13I
S 140 mm
G9 28W

Serie Tuly



TU13I
S 140 mm
E14 28W

legenda

Base parete

Attacco base parete
Wall fixing
Wandbefestigung

Soffitto

Plafoniera/sospensione
Ceiling/suspension fixing
Decke/ Aufhängung Befestigung

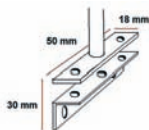
Clips

Attacco clips
Clips fixing
Befestigungsclips



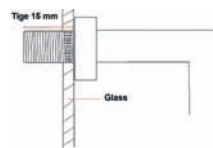
Attacco staffa

Attacco staffa/telaio
Bracket fixing
Haltewinkelbefestigungen



Attacco specchio

Attacco specchio
Glass-mirror fixing
Glass Spiegel-Befestigung



Rotazione

Rotazione
Rotation
Rotation

In Acciaio inox AISI 304 Lucido
Polished Stainless Steel AISI 304
Polierte Edelstahl AISI 304

Is Acciaio inox AISI 304 Satinato
Brushed Stainless Steel AISI 304
Edelstahl gebürstet AISI 304

Bz Bronzo spazzolato
Brushed Bronze
Brushed Bronze

Br Brunito
Burnished
Brünierte

Cr Cromo lucido
Polished Chrome
Chrom glänzend

Fa Foglia argento
Silver Leaf
Silber Blatt

Fap Foglia argento patinato
Patinated Silver Leaf
Patinert Silver Leaf

Fo Foglia oro
Gold Leaf
Blattgold

Fop Foglia oro patinato
Patinated Gold Leaf
Patinert mit Blattgold

Fr Foglia rame
Copper Leaf
Copper Blatt

Nk Nickel spazzolato
Brushed Nickel
Brushed Nickel

Oi Oro lucido
Polished Gold
Polished Gold

Vb Verniciato bianco
Painted White
Lackiert Weiß


Vg Verniciato grigio
Painted gray
Grau lackiert

Vm Verniciato moka
Painted Moka
Lackiert Moka

Nella continua ricerca di miglioramenti tecnici e funzionali, **SCAMM S.r.l.** si riserva il diritto di apportare modifiche anche sostanziali ai propri prodotti, che potranno essere effettuate senza preavviso. Disegni, quote e colori sono da intendersi a titolo puramente indicativo e non sono impegnative per **SCAMM S.r.l.** Il presente catalogo è tutelato dalla legge sui diritti d'autore (legge 22/04/1941 n. 633 e dalla legge 14/12/1942 n. 1485). Di esso è proibita ogni riproduzione totale o anche parziale.

In the interests of ongoing research aimed at improving technical features and product performance, **SCAMM S.r.l.** reserves the right to alter, even substantially, its products without prior notification. The drawings, measurements and colours provided herein are for reference purposes only and are not to be considered binding in anyway. This brochure is safeguarded by copyright law (law n. 633 of 22/04/1941 and law n. 1485 of 14/12/1942) and as such it is strictly prohibited to reproduce or copy either in full or partially any of the contents herein.

In der ständigen Forschung, technologische und mechanische Eigenschaften zu verbessern, könnte SCAMM S.r.l. wesentliche und unangemeldete Veränderungen erledigen. Die angegebene Zeichnungen, Maße und Farben haben nur hinweisenden Charakter und sind unverbindlich für SCAMM S.r.l. Diese Broschüre wird durch das Urheberrecht geschützt (ital. Gesetz 633 vom 22.04.1941 und ital. Gesetzesverordnung 1485 vom 14.12.1942). Die teilweise oder vollständige Wiedergabe ist verboten.





Via San Quirico, 222/A - 50010 CAPALLE
CAMPI BISENZIO (FI) - Tel. 055/8985708 - Fax 055/8969099

www.scammlighting.com - info@scammlighting.com

